

FLAIL MOWERS & FINISH MOWERS CATALOG



GEO[®]
Macchine Agricole



www.geo-agric.com



info@geo-agric.com



Tel. +39 0141877368 1



Our Different Idea...



2-Year Warranty

For further details, please visit our website: www.geo-agric.com

Technical specifications and images are provided for illustrative purposes only and shall not be considered binding under any circumstances.

GEO ITALY reserves the right to make changes and improvements to its products deemed necessary without prior notice.

With regard to safety, GEO ITALY recommends that users carefully read and follow the operating instructions supplied with the products.



www.geo-agric.com



info@geo-agric.com



Tel. +39 0141877368



Company

GEO is an Italian company specialized in the supply of equipment and accessories for green area maintenance and soil care.

In just a few years, thanks to its wide product range, the company has secured a significant share of the market by offering the best quality-to-price ratio across the European territory.

GEO currently has more than 500 authorized dealers in the main European markets.







INDEX

Fixed Flail Mowers

pg. 08		EFM	EFGC OT
		EFG	DPS
		EFGC	DPS 220

Flail Mowers with Hydraulic Side Shift

pg. 20		EFGCH	MA
		DP	DISK MA
		DP 220	GKK

Flail Mower with Collector

pg. 34		FL
		FLP

Reversible Flail Mowers

pg. 38		DPG
		AGN

Side-Shift Flail Mowers

pg. 42		AGS	AGE	AGFN
		AGL	AGD	
		AGL-C	AGF	

Arm Flail Mowers

pg. 56		AM	AMD
		AMD	AM-T
		BRC	BJ

Mower Deck

pg. 68		KM100	DM 210-N
		TM	DM3 210
		DM SILVER	

Mower Deck with Disc

pg. 78		DISK	GBDD 120
		GB	GBDD 150-180
		GBH	



EFM



EFG



EFGC



EFGC OT



DPS



DPS 220



EFGCH



EFGCH OT



DP



DP 220



MA



MA DISK



GKK



AGS



AGL



AGL-C



AGE



AGD



AGF



AGFN



FL



FLP



DPG



AGN



AM



AM 125



AMD



BRC



AM-T



BJ



KM100



TM



DM SILVER



DM 210N



DM3 210



DISK



GB



GBH



GB 120 DD




GB 150/190 DD

EFM


LIGHT FLAIL MOWER WITH ADJUSTABLE THREE-POINT HITCH









 15-35HP

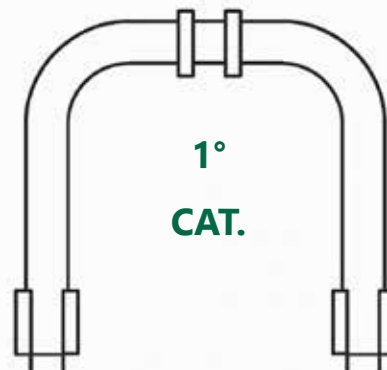


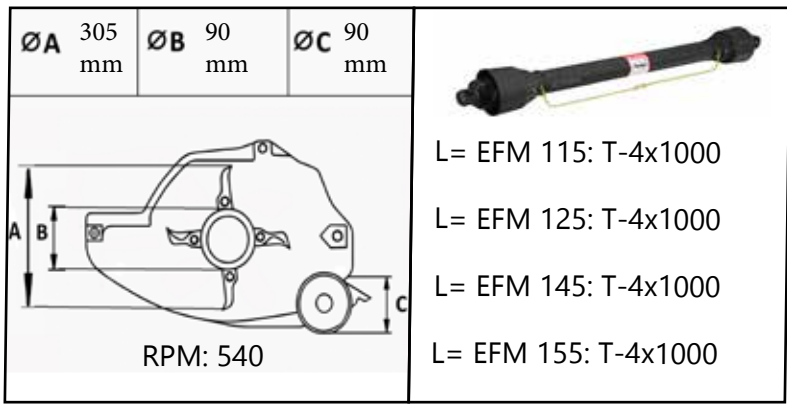
- Cast iron gearbox with integrated freewheel
- Gearbox lubrication: sae 90 oil
- Applicable transmission power: 35 hp
- Height-adjustable rear roller
- Adjustable belt tensioner
- Side panel thickness: 6 mm
- Adjustable side skids
- Rotor with linear cutting system
- Support stand
- Mechanical offset with 5 working positions

 Ø: 1-2 cm

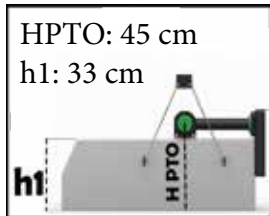
TOOLS					
					
					
A (mm)	R (mm)		A (mm)	R (mm)	
40	80	150 gr	80	80	300 gr

THIRD-POINT HITCH

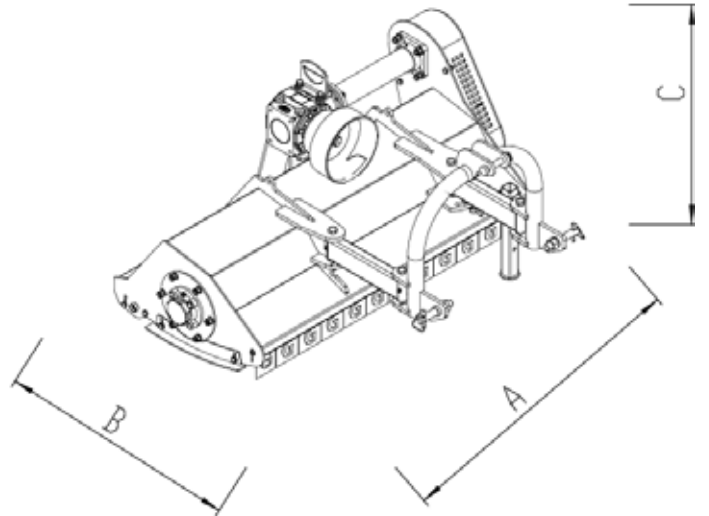




- L= EFM 115: T-4x1000
- L= EFM 125: T-4x1000
- L= EFM 145: T-4x1000
- L= EFM 155: T-4x1000



WORKING AREA (CM)	EFM 115		EFM 125		EFM 145	
	65	50	55	70	80	95
	35	80	40	85	50	95
	85	70	70	85	55	100




MODEL	CODE	WORKING WIDTH (CM)	A (CM)	B (CM)	C (CM)	HP/KW	KG	BELTS	HAMMERS	BLADES
EFM 115	3.71.115	115	134	104	72	15-35 / 12-26	151	2	36	18
EFM 125	3.71.125	125	154	104	72	15-35 / 12-26	156	2	18	18
EFM 145	3.71.145	145	164	104	72	20-35 / 16-26	167	3	40	20
EFM 155	3.71.155	155	174	104	72	20-35 / 16-26	173	3	48	24

EFG


LIGHT FIXED FLAIL MOWER











 15-40HP

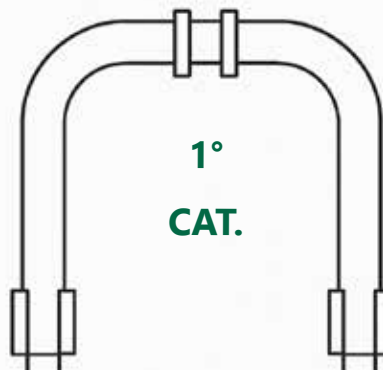


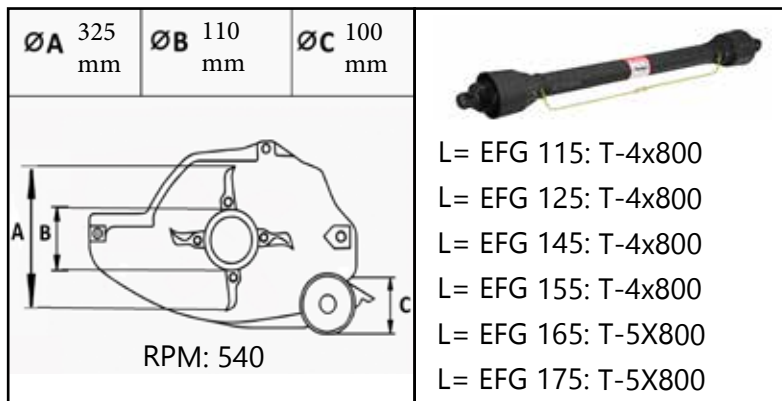
- Cast iron gearbox with integrated freewheel
- Gearbox lubrication: sae 90 oil
- Applicable transmission power: 35 hp
- Height-adjustable rear roller with mud scraper
- Adjustable belt tensioner
- Toothed counter-blade
- Side panel thickness: 6 mm
- Adjustable side skids
- Rotor with linear cutting system
- Support stand

 Ø: 2-3 cm

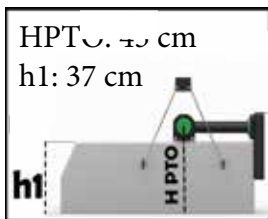
TOOLS					
  		  			
A (mm)	R (mm)		A (mm)	R (mm)	
50	80	150	80	80	400

THIRD-POINT HITCH

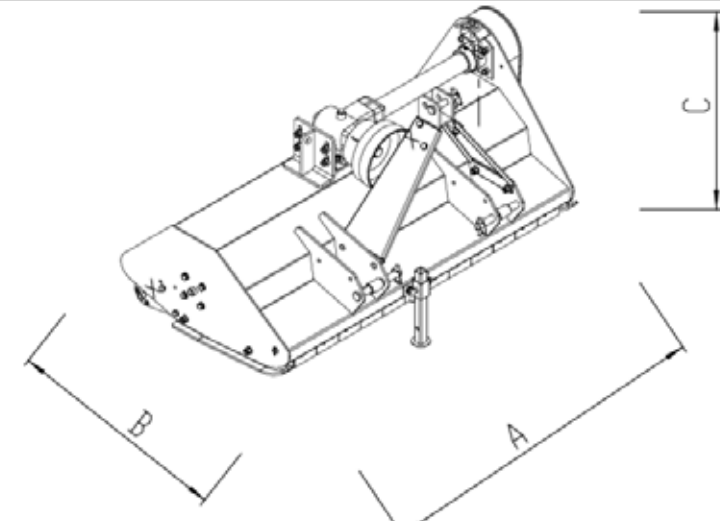




- L= EFG 115: T-4x800
- L= EFG 125: T-4x800
- L= EFG 145: T-4x800
- L= EFG 155: T-4x800
- L= EFG 165: T-5X800
- L= EFG 175: T-5X800



WORKING AREA (CM)		
EFG 105	50	55
EFG 115	50	65
EFG 125	60	65
EFG 145	60	85
EFG 155	70	85
EFG 165	70	95
EFG 175	70	105




Model	CODE	WORKING WIDTH (CM)	A (CM)	B (CM)	C (CM)	HP/KW	KG	BELTS	BLADES	HAMMERS
EFG 105	3.23.105	105	118	79	78	15-35 / 12-26	156	2	36	18
EFG 115	3.24.115	115	128	79	78	15-35 / 12-26	178	2	40	20
EFG 125	3.18.125	125	138	79	78	20-35 / 15-26	190	2	42	21
EFG 145	3.19.145	145	160	79	78	25-35 / 18-26	210	3	48	24
EFG 155	3.20.155	155	170	79	78	30-40 / 22-30	240	3	54	27
EFG 165	3.21.165	165	180	79	78	30-40 / 22-30	275	3	54	27
EFG 175	3.22.175	175	190	79	78	30-40 / 22-30	285	4	60	30

EFGC


LIGHT FIXED FLAIL MOWER





 20-60 HP



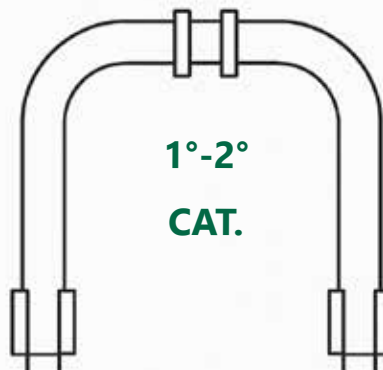
- Cast iron gearbox with integrated freewheel
- Gearbox lubrication: sae 90 oil
- Applicable transmission power: 50 hp
- Height-adjustable rear roller with mud scraper
- Adjustable belt tensioner
- Toothed counter-blade
- Side panel thickness: 6 mm
- Adjustable side skids
- Rotor with linear cutting system

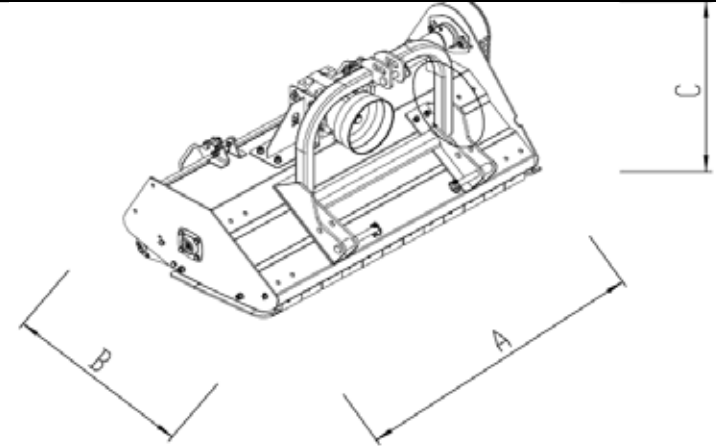
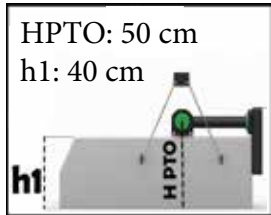
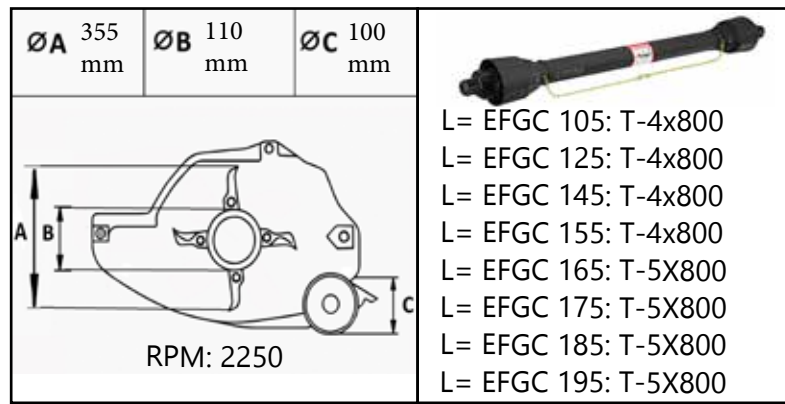


 Ø: 3-4 cm

TOOLS					
					
A		R		R	
A (mm)	R (mm)		A (mm)	R (mm)	
50	110	300	90	95	600

THIRD-POINT HITCH





WORKING AREA (CM)		
EFGC 105	52	53
EFGC 125	61	64
EFGC 145	61	84
EFGC 155	61	94
EFGC 165	61	104
EFGC 175	61	114
EFGC 185	61	124
EFGC 195	61	134

Model	CODE	WORKING WIDTH (CM)	A (CM)	B (CM)	C (CM)	HP/KW	KG	BELTS	BLADES	HAMMERS
EFGC 105	3.24.105	105	118	79	83	20-35 / 16-26	196	2	32	16
EFGC 125	3.25.125	125	138	79	83	25-40 / 18-29	225	2	40	20
EFGC 145	3.26.145	145	160	79	83	25-40 / 18-29	255	3	48	24
EFGC 155	3.27.155	155	170	79	83	30-50 / 22-37	270	3	48	24
EFGC 165	3.28.165	165	180	79	83	40-60 / 30-44	285	3	56	28
EFGC 175	3.29.175	175	192	79	83	40-60 / 30-44	300	4	56	28
EFGC 185	3.28.185	185	202	79	83	40-60 / 30-44	320	4	64	32
EFGC 195	3.29.195	195	212	79	83	40-60 / 30-44	325	4	64	32

EFGC OT


FIXED FLAIL MOWER WITH OPENABLE HOOD





 **25-60 HP**



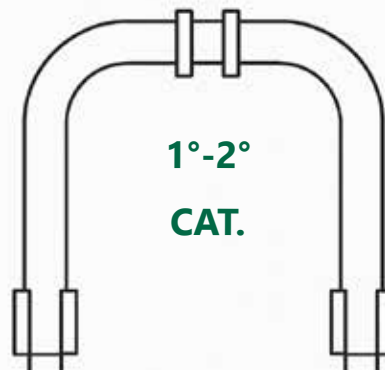
- Cast iron gearbox with integrated freewheel
- Gearbox lubrication: sae 90 oil
- Applicable transmission power: 50 hp
- Height-adjustable rear roller with mud scraper
- Adjustable belt tensioner
- Toothed counter-blade
- Side panel thickness: 6 mm
- Adjustable side skids
- Rotor with linear cutting system
- Openable rear hood for easy maintenance


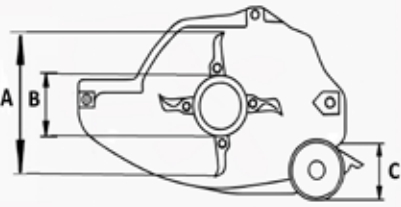


 **Ø: 3-4 cm**

TOOLS					
					
A		R		A	
A (mm)	R (mm)			A (mm)	R (mm)
50	110			90	95
		300			
		gr			600


THIRD-POINT HITCH




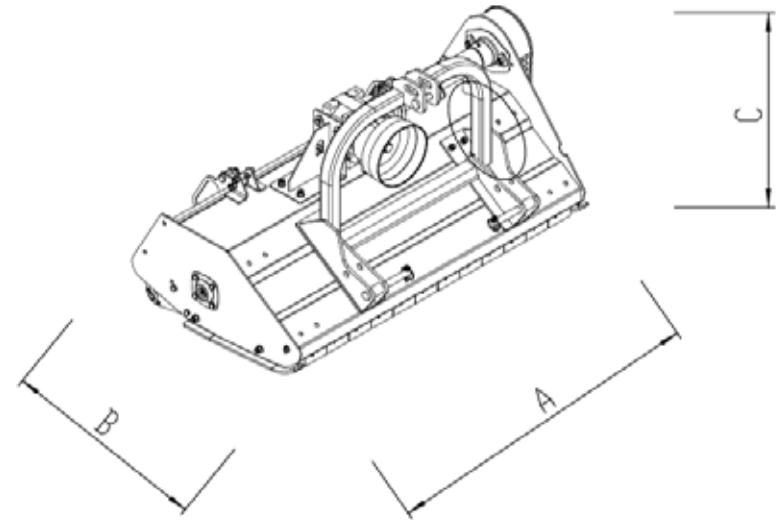
$\varnothing A$ 355 mm	$\varnothing B$ 110 mm	$\varnothing C$ 100 mm	 <p>L= EFGC 125 OT: T-4x800 L= EFGC 145 OT: T-4x800 L= EFGC 155 OT: T-4x800 L= EFGC 165 OT: T-5X800 L= EFGC 175 OT: T-5X800 L= EFGC 185 OT: T-5X800 L= EFGC 195 OT: T-5X800</p>
 <p>RPM: 2250</p>			



HPTO: 50 cm
h1: 40 cm




WORKING AREA (CM)		
EFGC 125 OT	61	64
EFGC 145 OT	61	84
EFGC 155 OT	61	94
EFGC 165 OT	61	104
EFGC 175 OT	61	114
EFGC 185 OT	61	124
EFGC 195 OT	61	134



MODEL	CODE	WORKING WIDTH (CM)	A (CM)	B (CM)	C (CM)	HP/KW	KG	BELTS	BLADES	HAMMERS
EFGC 125 OT	3.44.105	125	138	79	83	20-35 / 16-26	225	2	32	20
EFGC 145 OT	3.44.145	145	160	79	83	25-40 / 18-29	255	3	48	24
EFGC 155 OT	3.44.155	155	170	79	83	25-40 / 18-29	270	3	48	24
EFGC 165 OT	3.44.165	165	180	79	83	30-50 / 22-37	285	3	56	28
EFGC 175 OT	3.44.175	175	192	79	83	40-60 / 30-44	300	4	56	28
EFGC 185 OT	3.44.185	185	202	79	83	40-60 / 30-44	320	4	64	32
EFGC 195 OT	3.44.195	195	212	79	83	40-60 / 30-44	325	4	64	32

DPS

FLAIL MOWER WITH REAR DISCHARGE TO ROLLER




 40-70 HP



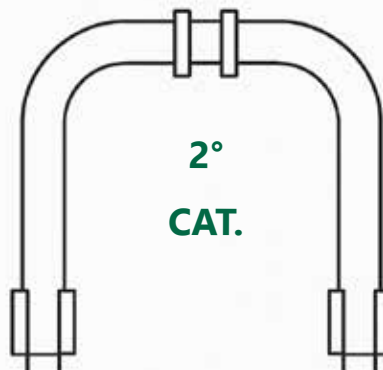
- Cast iron gearbox with integrated freewheel
- Gearbox lubrication: sae 90 oil
- Applicable transmission power: 50 hp
- Height-adjustable rear roller with mud scraper
- Adjustable belt tensioner
- Toothed counter-blade
- Side panel thickness: 8 mm
- Adjustable side skirts
- Rotor with linear cutting system
- Rear discharge behind the roller
- Support stand
- Front chain guards



 Ø: 3-5 cm

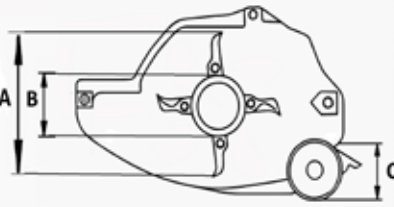
TOOLS					
					
A		R		R	
A (mm)	R (mm)		A (mm)	R (mm)	
50	110	300 (gr)	90	95	600 (gr)

THIRD-POINT HITCH



Rear discharge to the roller

$\varnothing A$ 355 mm	$\varnothing B$ 110 mm	$\varnothing C$ 150 mm
------------------------	------------------------	------------------------

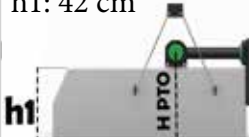




RPM: 2250

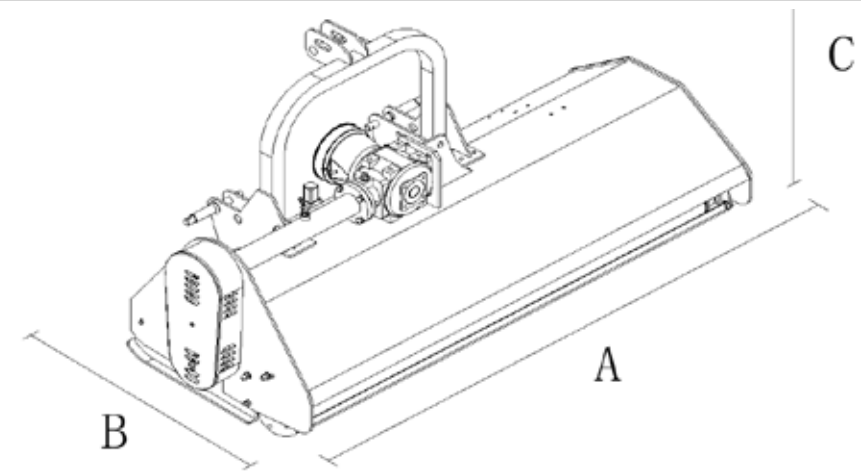
L= DPS 125: T-4x1000
 L= DPS 155: T-5x1000
 L= DPS 165: T-5x1000
 L= DPS 175: T-5x1000
 L= DPS 185: T-5x1000
 L= DPS 195: T-5x1000
 L= DPS 205: T-6X1000



HPTO: 45 cm
 h1: 42 cm




WORKING AREA (CM)		
DPS 125	60	65
DPS 155	72	83
DPS 165	72	93
DPS 175	72	103
DPS 185	72	113
DPS 195	87	108
DPS 205	87	118



MODEL	CODE	WORKING WIDTH (CM)	A (CM)	B (CM)	C (CM)	HP/KW	KG	BELTS	BLADES	HAMMERS
DPS 125	3.90.125	125	140	77	96	40-65 / 30-48	270	4	40	20
DPS 155	3.90.155	155	170	77	96	40-65 / 30-48	300	4	48	24
DPS 165	3.90.165	165	180	77	96	40-65 / 30-48	315	4	56	28
DPS 175	3.90.175	175	190	77	96	60-70 / 45-52	330	4	56	28
DPS 185	3.90.185	185	200	77	96	60-70 / 45-52	345	4	64	32
DPS 195	3.90.195	195	210	77	96	60-70 / 45-52	350	4	64	32
DPS 205	3.90.205	205	220	77	96	60-70 / 45-52	355	4	64	32

DPS 220

FLAIL MOWER WITH REAR DISCHARGE TO ROLLER







 40-70 HP



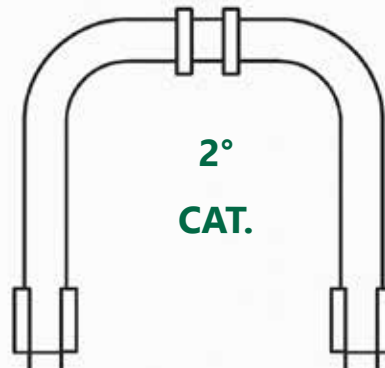
- Cast iron gearbox with integrated freewheel
- Gearbox lubrication: sae 90 oil
- Applicable transmission power: 50 hp
- Height-adjustable rear roller with mud scraper
- Adjustable belt tensioner
- Toothed counter-blade
- Side panel thickness: 8 mm
- Adjustable side skids
- Rotor with linear cutting system
- Rear discharge behind the roller
- Oversized reinforced chassis
- Support stand
- Front chain guards



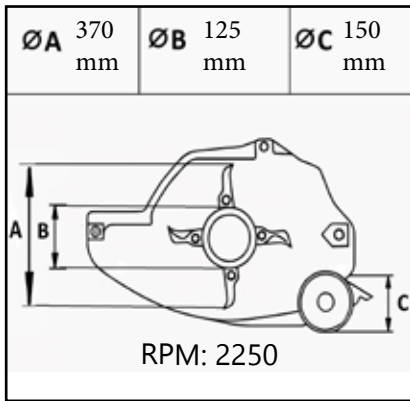
 Ø: 3-5 cm

TOOLS					
					
A		R		R	
A (mm)	R (mm)		A (mm)	R (mm)	
50	110	300 (gr)	90	95	600 (gr)

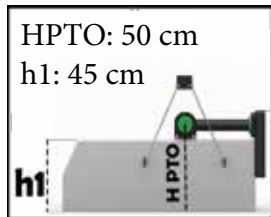
THIRD-POINT HITCH



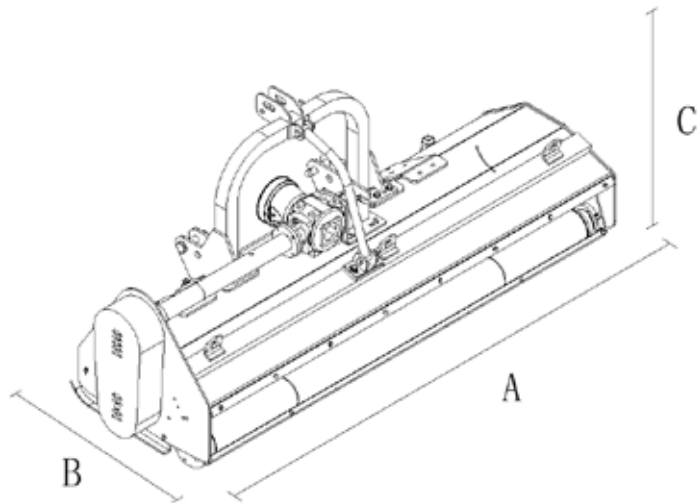
Rear discharge to the roller



L= DPS 220: T-6x1000



WORKING AREA (CM)		
DPS 220	99	121



MODEL	CODE	WORKING WIDTH (CM)	A (CM)	B (CM)	C (CM)	HP/KW	KG	BELTS	BLADES	HAMMERS
DPS 220	3.90.220	220	237	78	99	60-70 / 45-52	501	4	68	34


EFGCH

FLAIL MOWER WITH HYDRAULIC OFFSET

 **25-60 HP**


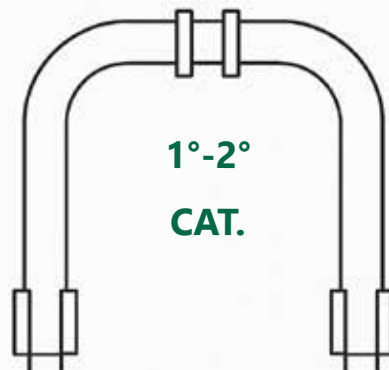


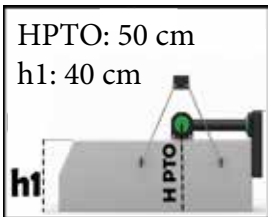
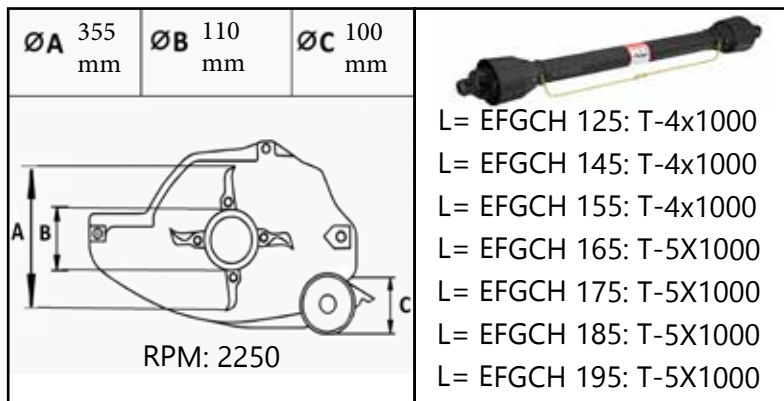
- Cast iron gearbox with integrated freewheel
- Gearbox lubrication: sae 90 oil
- Applicable transmission power: 50 hp
- Height-adjustable rear roller with mud scraper
- Adjustable belt tensioner
- Toothed counter-blade
- Side panel thickness: 6 mm
- Adjustable side skids
- Rotor with linear cutting system
- Hydraulic side shift: 360 mm

 **Ø: 3-4 cm**

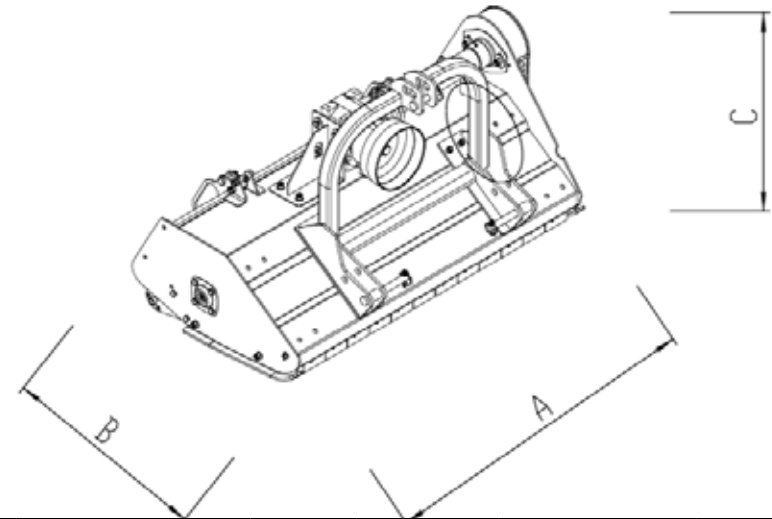
TOOLS					
					
A		R		R	
A (mm)	R (mm)		A (mm)	R (mm)	
50	110	300	90	95	600

THIRD-POINT HITCH





WORKING AREA (CM)				
EFGCH 125	80	45	44	81
EFGCH 145	80	65	44	101
EFGCH 155	80	75	44	111
EFGCH 165	80	85	44	121
EFGCH 175	80	95	44	131
EFGCH 185	80	105	44	141
EFGCH 195	80	115	44	151




MODEL	CODE	WORKING WIDTH (CM)	A (CM)	B (CM)	C (CM)	HP/KW	KG	BELTS	BLADES	HAMMERS
EFGCH 125	3.31.125	125	138	95	94	25-40 / 18-29	240	2	40	20
EFGCH 145	3.32.145	145	160	95	94	25-40 / 18-29	270	3	48	24
EFGCH 155	3.33.155	155	170	95	94	30-40 / 22-30	285	3	48	24
EFGCH 165	3.34.165	165	180	95	94	40-60 / 30-44	300	3	56	28
EFGCH 175	3.35.175	175	192	95	94	40-60 / 30-44	315	4	56	28
EFGCH 185	3.36.185	185	202	95	94	40-60 / 30-44	335	4	64	32
EFGCH 195	3.36.195	195	212	95	94	40-60 / 30-44	340	4	64	32

EFGCH OT

FLAIL MOWER WITH HYDRAULIC OFFSET





 **25-60 HP**



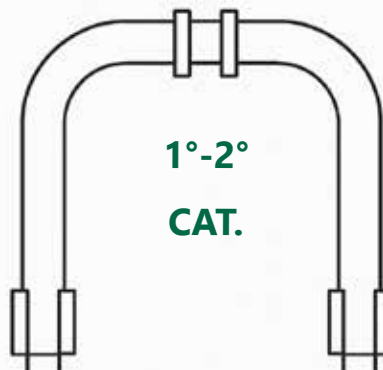
- Cast iron gearbox with integrated freewheel
- Gearbox lubrication: sae 90 oil
- Applicable transmission power: 50 hp
- Height-adjustable rear roller with mud scraper
- Adjustable belt tensioner
- Toothed counter-blade
- Side panel thickness: 6 mm
- Adjustable side skids
- Rotor with linear cutting system
- Hydraulic side shift: 360 mm
- Openable rear hood for easy maintenance

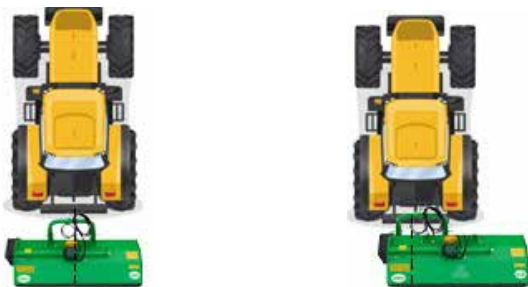
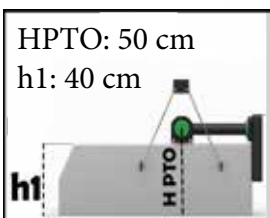
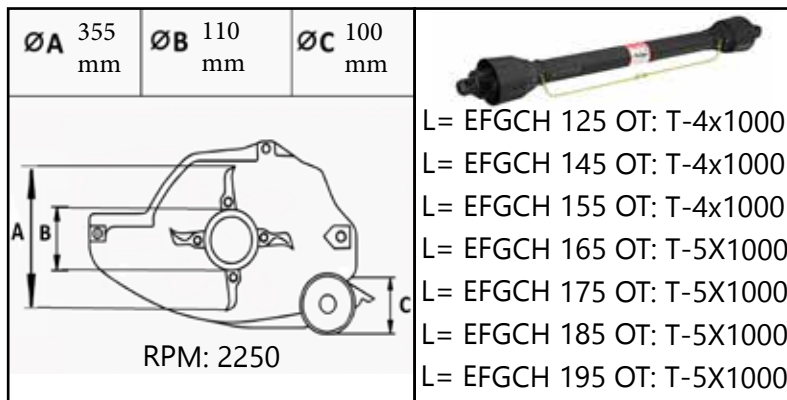


 **Ø: 3-4 cm**

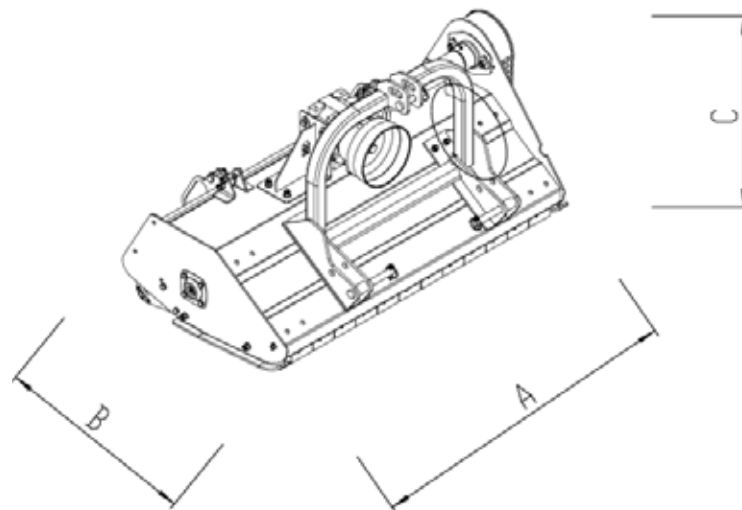
TOOLS					
					
A		R		A	
A (mm)	R (mm)		A (mm)	R (mm)	
50	110	300 (gr)	90	95	600 (gr)

THIRD-POINT HITCH





WORKING AREA (CM)				
EFGCH 125 OT	80	45	44	81
EFGCH 145 OT	80	65	44	101
EFGCH 155 OT	80	75	44	111
EFGCH 165 OT	80	85	44	121
EFGCH 175 OT	80	95	44	131
EFGCH 185 OT	80	105	44	141
EFGCH 195 OT	80	115	44	151




MODEL	CODE	WORKING WIDTH (CM)	A (CM)	B (CM)	C (CM)	HP/KW	KG	BELTS	BLADES	HAMMERS
EFGCH 125 OT	3.44.125	125	138	95	94	25-40 / 18-29	240	2	40	20
EFGCH 145 OT	3.44.145	145	160	95	94	25-40 / 18-29	270	3	48	24
EFGCH 155 OT	3.44.155	155	170	95	94	30-40 / 22-30	285	3	48	24
EFGCH 165 OT	3.44.165	165	180	95	94	40-60 / 30-44	300	3	56	28
EFGCH 175 OT	3.44.175	175	192	95	94	40-60 / 30-44	315	4	56	28
EFGCH 185 OT	3.44.185	185	202	95	94	40-60 / 30-44	335	4	64	32
EFGCH 195 OT	3.44.195	195	212	95	94	40-60 / 30-44	340	4	64	32



DP

FLAIL MOWER WITH REAR ROLLER DISCHARGE

 **40-70 HP**






 **Ø: 3-5 cm**

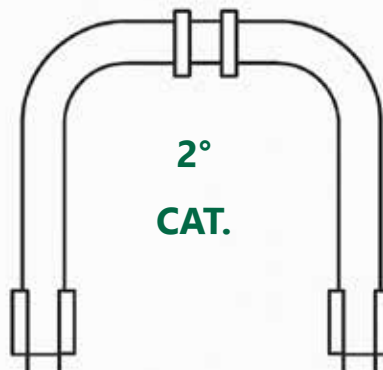


- Cast iron gearbox with integrated freewheel
- Gearbox lubrication: sae 90 oil
- Applicable transmission power: 50 hp
- Height-adjustable rear roller with mud scraper
- Adjustable belt tensioner
- Toothed counter-blade
- Side panel thickness: 8 mm
- Adjustable side skirts
- Rotor with linear cutting system
- Hydraulic side shift: 420 mm
- Rear discharge behind the roller
- Chrome-plated bars ø 48 mm
- Support stand
- Front chain guards

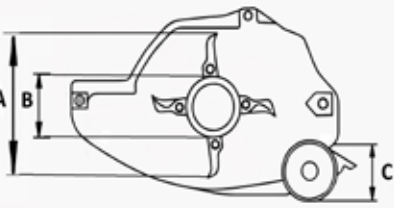



TOOLS					
					
A	R		A	R	
A (mm)	R (mm)		A (mm)	R (mm)	
50	110	300	90	95	600

THIRD-POINT HITCH

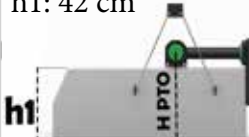




Rear discharge behind the roller

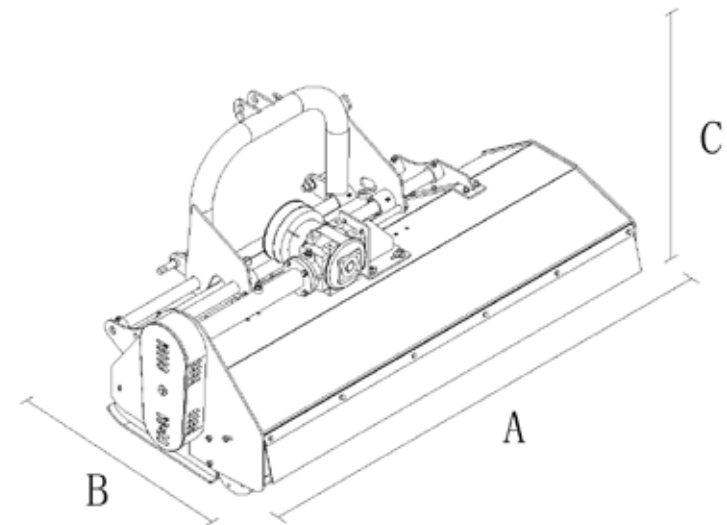
$\varnothing A$ 355 mm	$\varnothing B$ 125 mm	$\varnothing C$ 150 mm	 <p>RPM: 2250</p>
 <p>L= DP 155: T-5x1000 L= DP 165: T-5x1000 L= DP 175: T-5x1000 L= DP 185: T-6x1000 L= DP 195: T-6x1000 L= DP 205: T-6x1000</p>			



HPTO: 45 cm
h1: 42 cm




WORKING AREA (CM)				
DP 155	90	65	48	107
DP 165	90	75	48	117
DP 175	90	85	48	127
DP 185	90	95	48	137
DP 195	104	91	62	133
DP 205	104	101	62	143
DP 220	120	100	78	142




MODEL	CODE	WORKING WIDTH (CM)	A (CM)	B (CM)	C (CM)	HP/KW	KG	BELTS	BLADES	HAMMERS
DP 155	3.35.155	155	170	93	88	40-65 / 30-48	350	4	48	24
DP 165	3.35.165	165	180	93	88	40-65 / 30-48	365	4	56	28
DP 175	3.36.175	175	190	93	88	40-65 / 30-48	380	4	56	28
DP 185	3.38.185	185	200	93	88	40-65 / 30-48	390	4	64	32
DP 195	3.38.195	195	210	93	88	60-70 / 45-52	400	4	64	32
DP 205	3.37.205	205	220	93	88	60-70 / 45-52	405	4	64	32


DP 220


FLAIL MOWER WITH REAR ROLLER DISCHARGE

 40-70 HP





- Cast iron gearbox with integrated freewheel
- Gearbox lubrication: sae 90 oil
- Applicable transmission power: 50 hp
- Height-adjustable rear roller with mud scraper
- Adjustable belt tensioner
- Toothed counter-blade
- Side panel thickness: 8 mm
- Adjustable side skids
- Rotor with linear cutting system
- Hydraulic side shift: 420 mm
- Rear discharge behind the roller
- Oversized reinforced chassis
- Chrome-plated bars \varnothing 61 mm
- Support stand
- Front chain guards

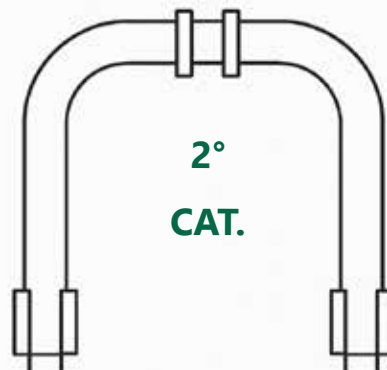


 \varnothing : 3-5 cm

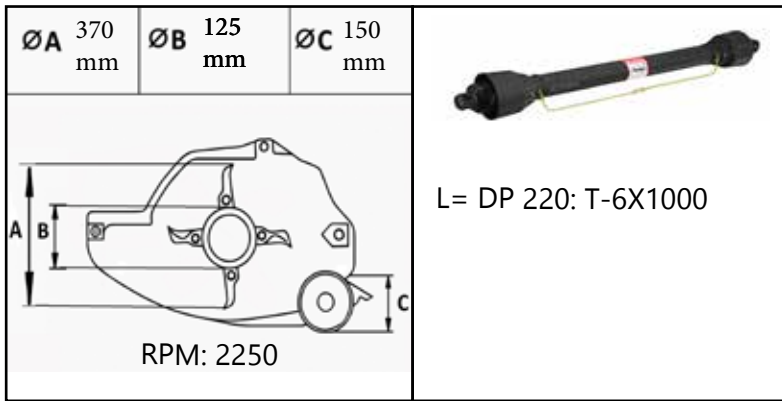
TOOLS

 		 	
A (mm)	R (mm)	A (mm)	R (mm)
50	110	90	95
 300		 600	

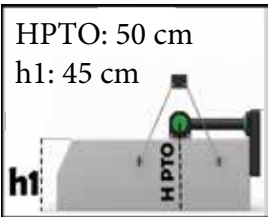
THIRD-POINT HITCH





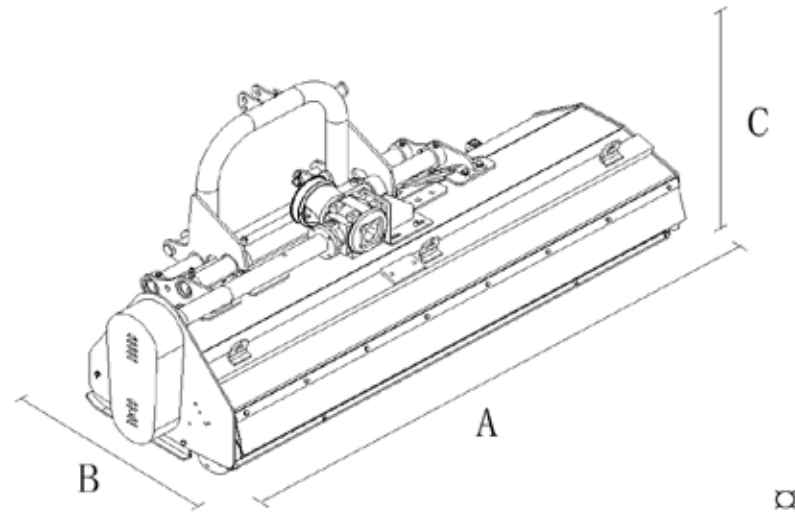
Rear discharge behind the roller



L= DP 220: T-6X1000



WORKING AREA (CM)		
DP 220	120 100	78 142




MODEL	CODE	WORKING WIDTH (CM)	A (CM)	B (CM)	C (CM)	HP/KW	KG	BELTS	BLADES	HAMMERS
DP 220	3.38.220	220	240	91	94	60-70 / 45-52	505	4	68	34

MA


VINEYARD AND ORCHARD FLAIL MOWER WITH HYDRAULIC OFFSET




 **35-85 HP**







- Cast iron gearbox with integrated freewheel
- Gearbox lubrication: sae 90 oil
- Applicable transmission power: 50 hp
- Height-adjustable rear roller with mud scraper
- Adjustable belt tensioner
- Toothed counter-blade
- Side panel thickness: 8 mm
- Adjustable side skids
- Rotor with linear cutting system
- Hydraulic side shift: 450 mm
- Chrome-plated bars \varnothing 50 mm
- Support stand
- Front chain guards
- Openable rear hood for easy maintenance
- Double-layer reinforced chassis

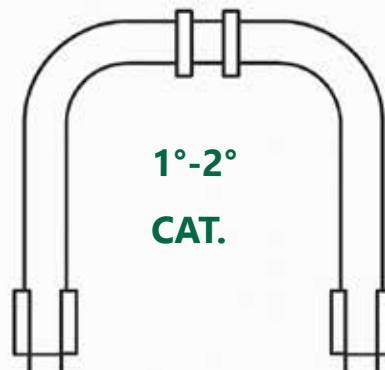



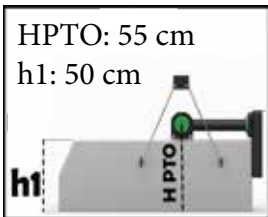
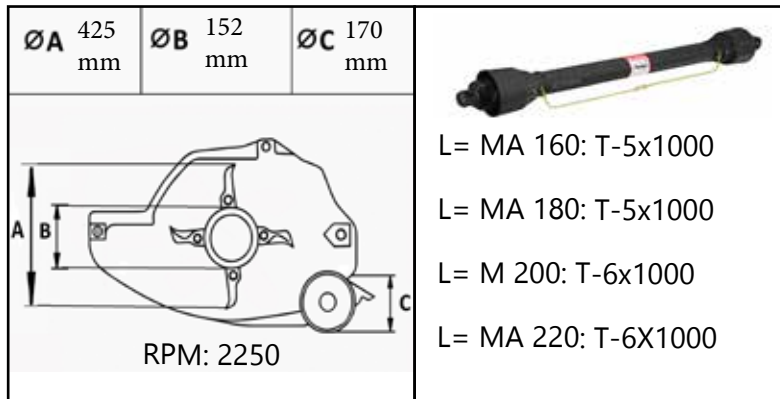
 **Ø: 4-5 cm**



TOOLS

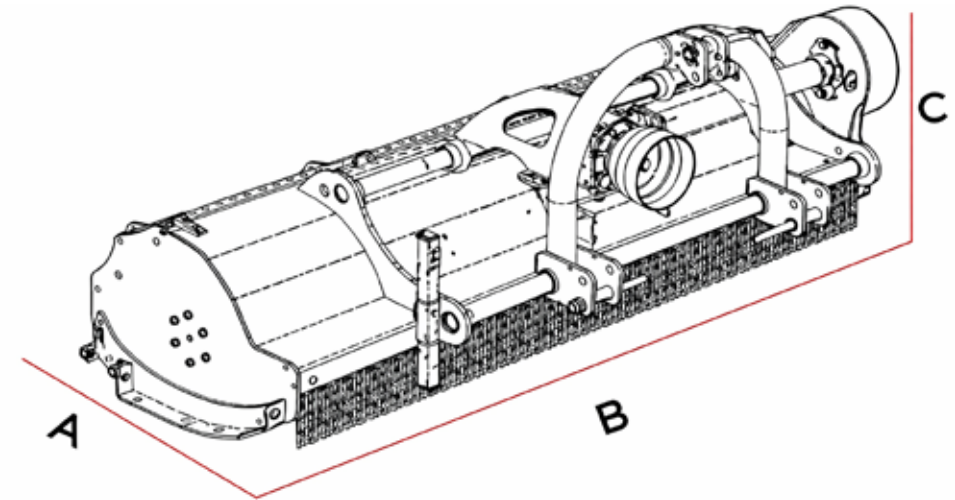
 		 	
A (mm)	R (mm)	(gr)	(gr)
50	110	300	800

THIRD-POINT HITCH





WORKING AREA (CM)				
	Blue	Orange	Blue	Orange
MA 160	106	54	60	100
MA 180	106	74	60	120
MA 200	106	94	60	140
MA 220	106	114	60	160




MODEL	CODE	WORKING WIDTH (CM)	A (CM)	B (CM)	C (CM)	HP/ KW	KG	BELTS	BLADES	HAMMERS
MA 160	3.52.160	160	102	180	155	35-85	485	4	44	22
MA 180	3.52.180	180	102	200	175	35-85	505	4	48	24
MA 200	3.52.200	200	102	220	195	35-85	524	4	52	26
MA 220	3.52.220	220	102	240	215	35-85	545	4	56	28

MA DISK

FLAIL MOWER DISC

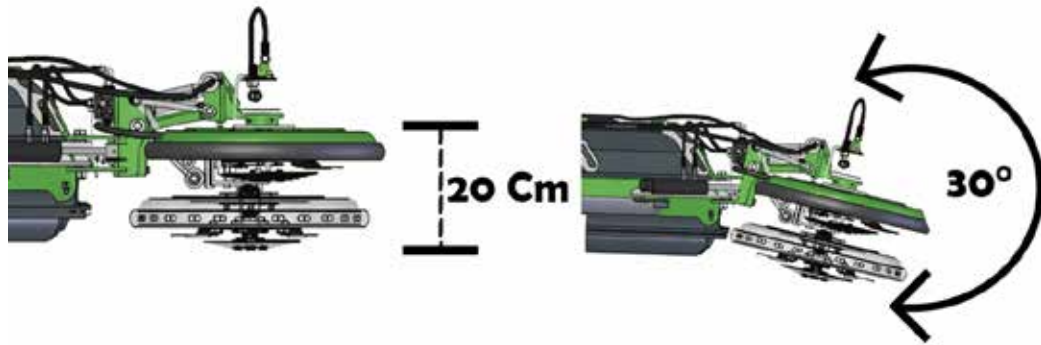


 **35-85 HP**


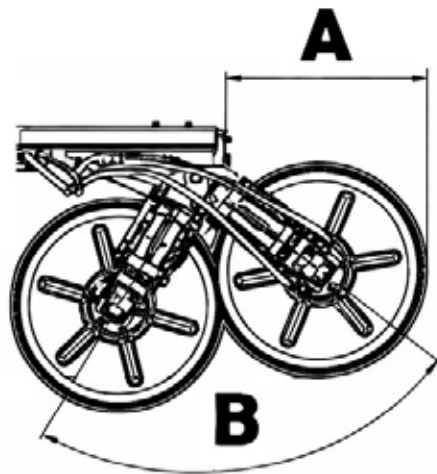


- Hydraulic motor gr2 14cc
- Shock-absorbing spring with manual adjustment
- Tilt adjustment spring
- Disc diameter 650 mm
- Minimum hydraulic flow 25 l/min
- Double pivoting blades
- Height adjustment with floating system (20 cm)





Characteristic	Metric unit
Cutting width	650.0 mm
Weight	46 kg
Blade rotation speed	2300 rpm @ 30 l/min
Optimal oil flow	30 l/min max




MOD.	CODE	Ø (MM)	A (MM)	B (°)	BLADES
DISK MA	3.52	650	664	83°	2


GKK




HEAVY FLAIL MOWER WITH HYDRAULIC OFFSET



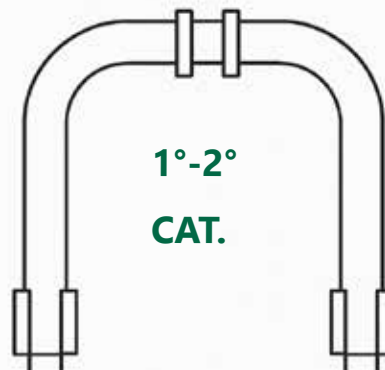
- Cast iron gearbox with integrated freewheel
- Gearbox lubrication: sae 90 oil
- Applicable transmission power: 50 hp
- Height-adjustable rear roller with mud scraper
- Adjustable belt tensioner
- Toothed counter-blade
- Side panel thickness: 6 mm
- Adjustable side skids
- Rotor with linear cutting system
- Hydraulic side shift: 400 mm
- Support stand
- Combined front protection with chains and rubber
- Openable rear hood for easy maintenance

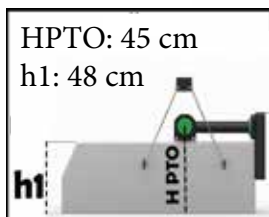
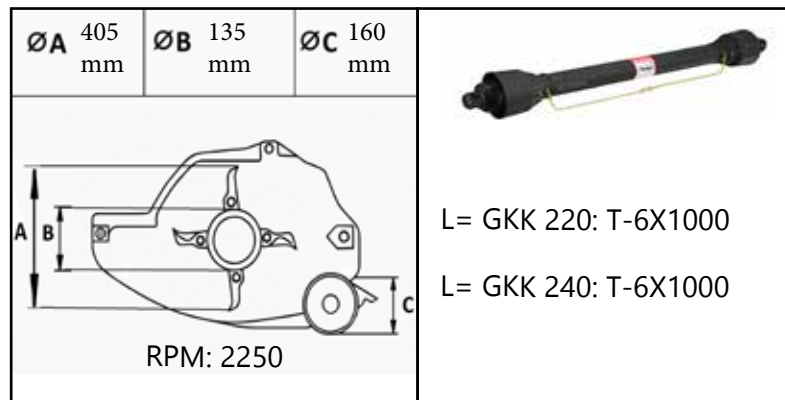


 Ø: 4-5 cm

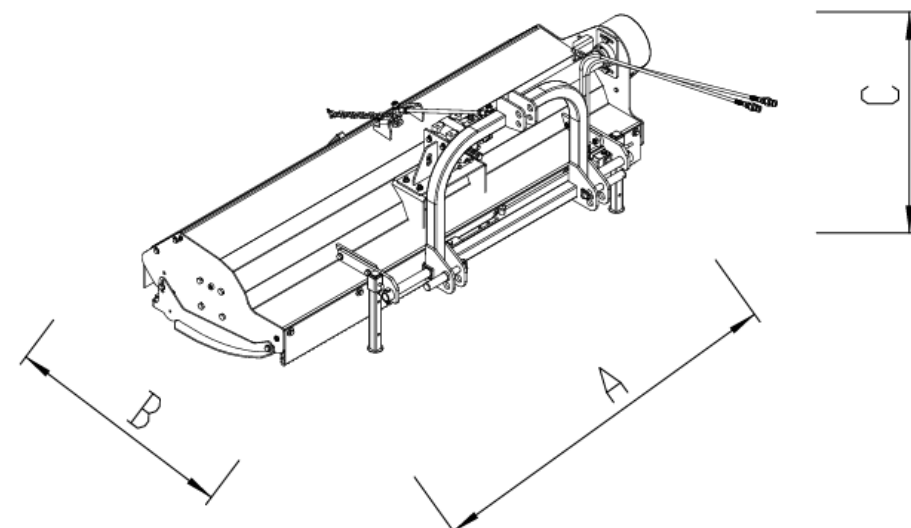
TOOLS					
					
A		R		A	
A (mm)	R (mm)			A (mm)	R (mm)
50	110	300		90	95
					
		600			

THIRD-POINT HITCH





WORKING AREA (CM)	GKK 220		GKK 240	
	115	105	115	125
	75	145	75	165





MODEL	CODE	WORKING WIDTH (CM)	A (CM)	B (CM)	C (CM)	HP/KW	KG	BELTS	BLADES	HAMMERS
GKK 220	3.51.220	220	240	115	102	60-80/44-59	580	4	72	36
GKK 240	3.51.240	240	260	115	102	60-80/44-59	615	4	80	40

FL

FLAIL MOWER WITH COLLECTOR







 25-50 HP



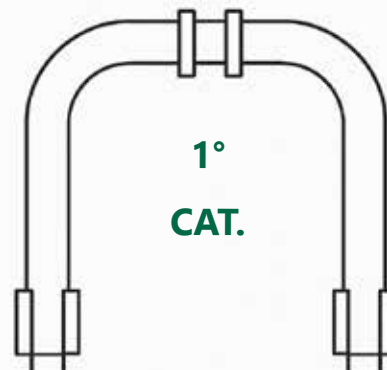
- Cast iron gearbox with integrated freewheel
- Gearbox lubrication: sae 90 oil
- Applicable transmission power: 50 hp
- Adjustable belt tensioner
- Side panel thickness: 5 mm
- Rotor with linear cutting system
- Tank opening with single piston fl 120
- Tank opening with double piston fl 180
- Height-adjustable pivoting wheels
- Tank capacity: 720-960 l
- Vents for aeration

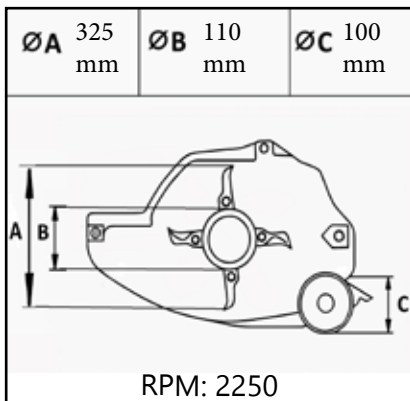


 Ø: 2-3 cm

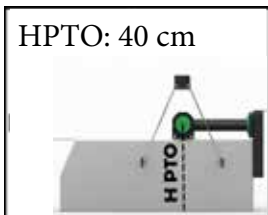
TOOLS		
  		
A		R
A (mm)	R (mm)	(gr)
80	80	400

THIRD-POINT HITCH

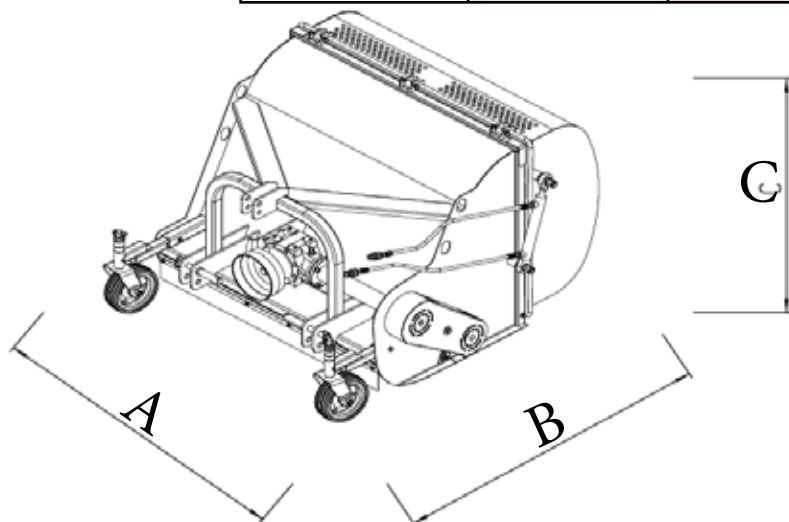




L= FL 120: T-4X800
 L= FL 160: T-5X800



WORKING AREA (CM)		
FL 120	60	60
FL 160	80	80





MODEL	CODE	WORKING WIDTH (CM)	A (CM)	B (CM)	C (CM)	HP/KW	KG	BELTS	CAPACITY (L)	HAMMERS
FL 120	5.12.120	120	134	150	102	25-50 / 18-37	325	2	720	20
FL 160	5.13.160	160	186	150	102	25-60 / 18-44	367	3	960	28

FLP 180


HEAVY FLAIL MOWER WITH COLLECTOR




 50-100 HP



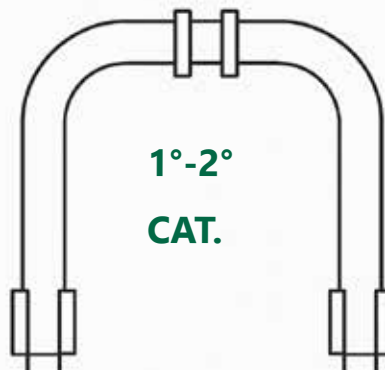
- Cast iron gearbox with integrated freewheel
- Gearbox lubrication: sae 90 oil
- Applicable transmission power: 50 hp
- Adjustable belt tensioner
- Side panel thickness: 6 mm
- Rotor with linear cutting system
- Ground discharge with double hydraulic opening
- Hydraulic opening system with lock valves
- Height-adjustable pivoting wheels
- Wheel forks with positioning springs
- Tank capacity: 2000 l
- Vents for aeration



 Ø: 3-4 cm


TOOLS		
		M16
A		R
A (mm)	R (mm)	(gr)
90	95	600

THIRD-POINT HITCH




DPG

REVERSIBLE FLAIL MOWER WITH HYDRAULIC OFFSET FOR REVERSIBLE TRACTORS

 50-75 HP



 Ø: 3-5 cm

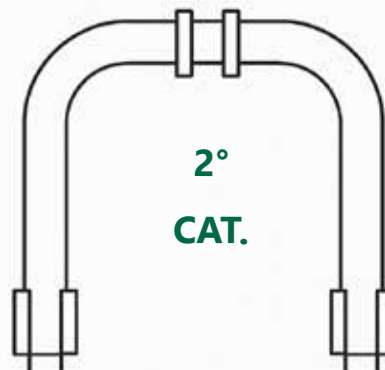


- Cast iron gearbox with integrated double freewheel
- Gearbox lubrication: sae 90 oil
- Applicable transmission power: 50 hp
- Height-adjustable rear roller with mud scraper
- Adjustable belt tensioner
- Toothed counter-blade
- Side panel thickness: 8 mm
- Adjustable side skids
- Rotor with linear cutting system
- Hydraulic side shift: 420 mm
- Rear discharge behind the roller
- Chrome-plated bars ø 61 mm
- Support stand
- Front chain guards

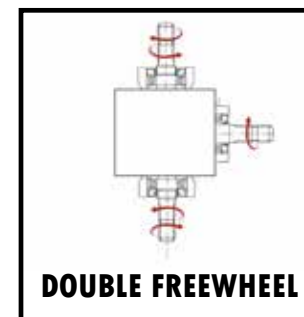
TOOLS

 		 	
A (mm)	R (mm)	A (mm)	R (mm)
50	110	90	95
 300		 600	

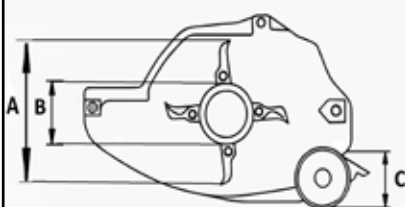
THIRD-POINT HITCH



Rear discharge behind the roller



ØA 355 mm	ØB 110 mm	ØC 150 mm
-----------	-----------	-----------



RPM: 2250


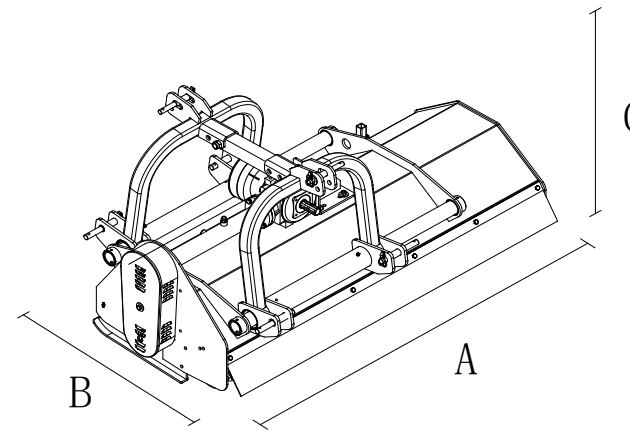
- L= DPG 145: T-5x1000
- L= DPG 155: T-5x1000
- L= DPG 165: T-5x1000
- L= DPG 175: T-5x1000
- L= DPG 185: T-6x1000
- L= DPG 195: T-6x1000
- L= DPG 205: T-6X1000



HPTO: 45 cm
h1: 42 cm




WORKING AREA (CM)				
DPG 145	92	53	50	95
DPG 155	92	63	50	105
DPG 165	92	73	50	115
DPG 175	92	83	50	125
DPG 185	92	93	50	135
DPG 195	106	89	64	131
DPG 205	106	99	64	141




MOD.	CODE	WORKING WIDTH (CM)	A (CM)	B (CM)	C (CM)	HP/KW	KG	BELTS	HAMMERS
DPG 145	3.80.145	145	159	102	92	50 / 37	322	4	24
DPG 155	3.80.155	155	169	102	92	50 / 37	342	4	24
DPG 165	3.80.165	165	179	102	92	75 / 50	362	4	28
DPG 175	3.80.175	175	189	102	92	75 / 50	382	4	28
DPG 185	3.80.185	185	199	102	92	75 / 50	402	4	32
DPG 195	3.80.195	195	209	102	92	75 / 50	422	4	32
DPG 205	3.80.205	205	219	102	92	75 / 50	452	4	32

AGN

REVERSIBLE FLAIL MOWER WITH HYDRAULIC OFFSET FOR FRONT-MOUNTED TRACTORS


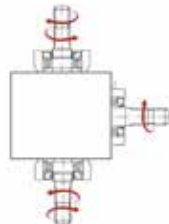
 **40-85 HP**



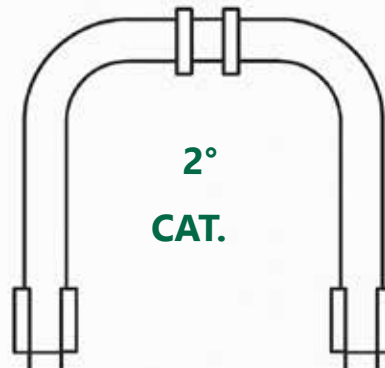
- Cast iron gearbox with integrated freewheel
- Gearbox lubrication: sae 90 oil
- Applicable transmission power: 50 hp
- Height-adjustable rear roller with mud scraper
- Adjustable belt tensioner
- Bolted toothed counter-blade (replaceable)
- Side panel thickness: 9 mm
- Adjustable side skids
- Rotor with linear cutting system
- Hydraulic side shift: 450 mm
- Combined front protection with chains and rubber
- Chrome-plated bars \varnothing 61 mm
- Front and rear hitch
- Pto 540 or 1000 rpm by reversing the pulleys



\varnothing : 4-5 cm

TOOLS		OPZIONAL
		
A (mm)	R (mm)	(gr)
140	100	1200


THIRD-POINT HITCH

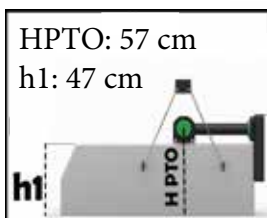
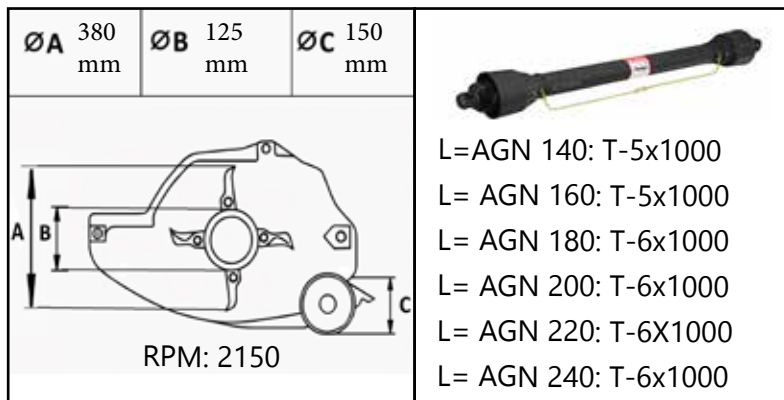


Pto 540 or 1000 rpm
by reversing the pulleys

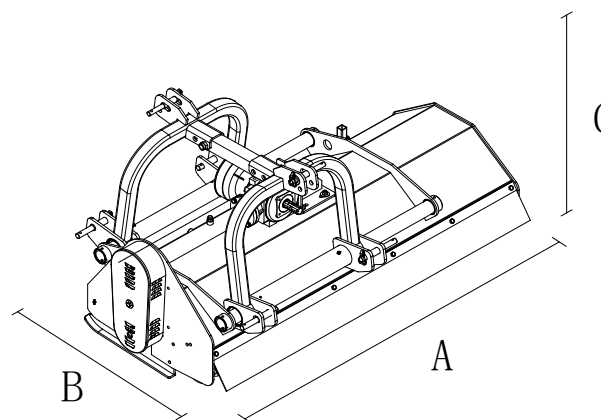
540 rpm

1000 rpm






WORKING AREA (CM)	Blue Area		Orange Area	
AGN 140	90	50	50	90
AGN 160	90	70	50	110
AGN 180	119	61	69	111
AGN 200	125	75	75	125
AGN 220	125	95	75	145
AGN 240	125	115	75	165



MODEL	CODE	WORKING WIDTH (CM)	A (CM)	B (CM)	C (CM)	HP/KW	KG	BELTS	HAMMERS
AGN 140	3.36.140	140	156	100	99	40/30	440	3	12
AGN 160	3.36.160	160	176	100	99	50/37	500	3	14
AGN 180	3.36.180	180	196	100	99	75/50	530	3	16
AGN 200	3.36.200	200	216	100	99	85/63	560	4	18
AGN 220	3.36.220	220	236	100	99	85/63	580	4	20
AGN 240	3.36.240	240	256	100	99	85/63	605	4	22


AGS

LIGHT SIDE FLAIL MOWER / DITCHER







 15-35HP



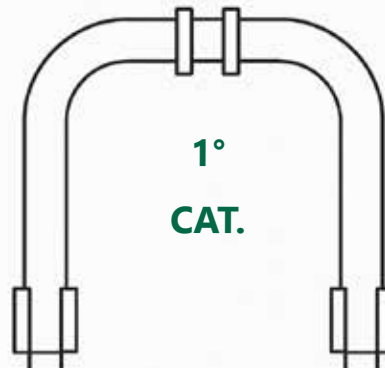
- Cast iron gearbox with integrated freewheel
- Gearbox lubrication: sae 90 oil
- Applicable transmission power: 35 hp
- Height-adjustable rear roller with mud scraper
- Adjustable belt tensioner
- Toothed counter-blade
- Side panel thickness: 6 mm
- Adjustable side skids
- Rotor with linear cutting system
- Double piston for mower movement
- Hydraulic side shift
- Support stand

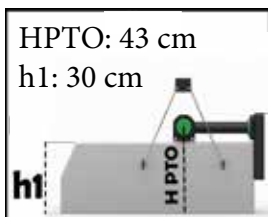
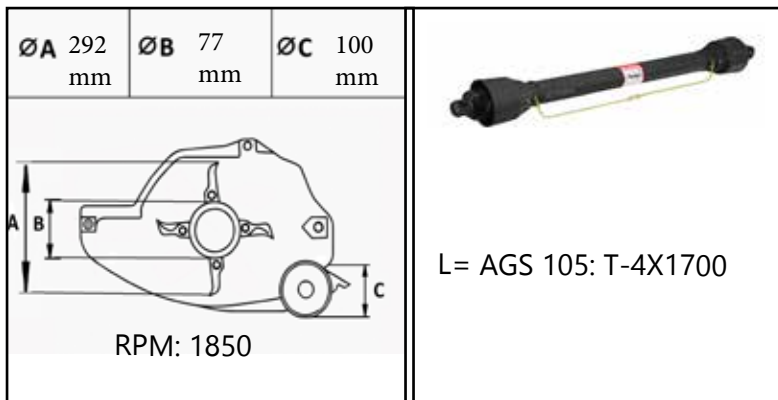
 Ø: 1-2cm

TOOLS

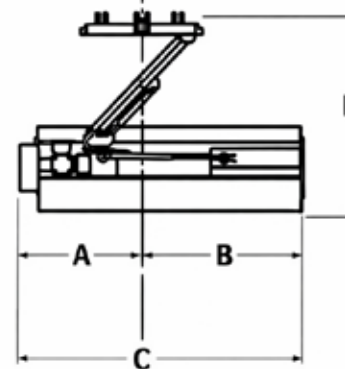
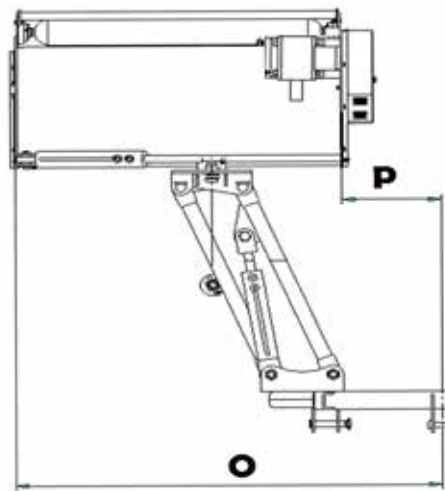
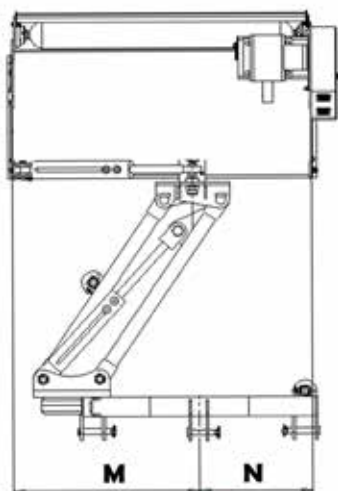
  		  			
A (mm)	R (mm)	(gr)	A (mm)	R (mm)	(gr)
50	80	150	80	80	400

THIRD-POINT HITCH





Mod	M (cm)	N (cm)	O (cm)	P (cm)
AGS 105	65	40	137	32




MODEL	CODE	WORKING WIDTH (CM)	A (CM)	B (CM)	C (CM)	D (CM)	HP/KW	KG	BELTS	BLADES
AGS 105	3.62.105	105	48	65	113	211	15-35 / 15-26	215	2	36

AGL

LIGHT SIDE FLAIL MOWER / DITCHING MOWER








 30-50 HP



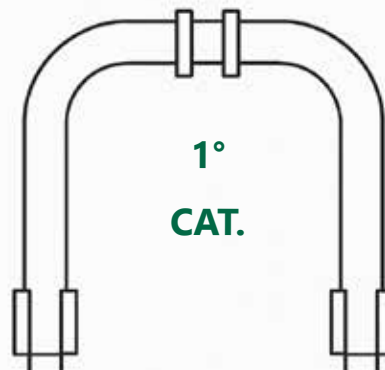
- Cast iron gearbox with integrated freewheel
- Gearbox lubrication: sae 90 oil
- Applicable transmission power: 50 hp
- Height-adjustable rear roller
- Adjustable belt tensioner
- Toothed counter-blade
- Side panel thickness: 6 mm
- Side skids
- Rotor with linear cutting system
- Double piston for mower movement
- Hydraulic side shift
- Support stand
- Front chains


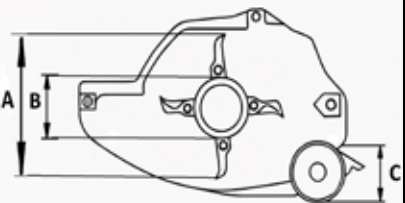


 Ø: 2-3 cm

TOOLS					
 			 		
A (mm)	R (mm)	(gr)	A (mm)	R (mm)	(gr)
50	80	150	80	80	400

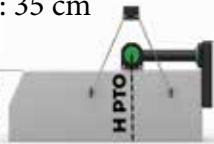
THIRD-POINT HITCH



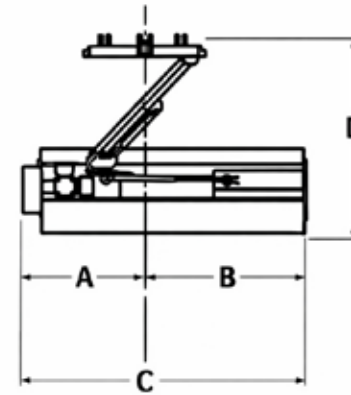
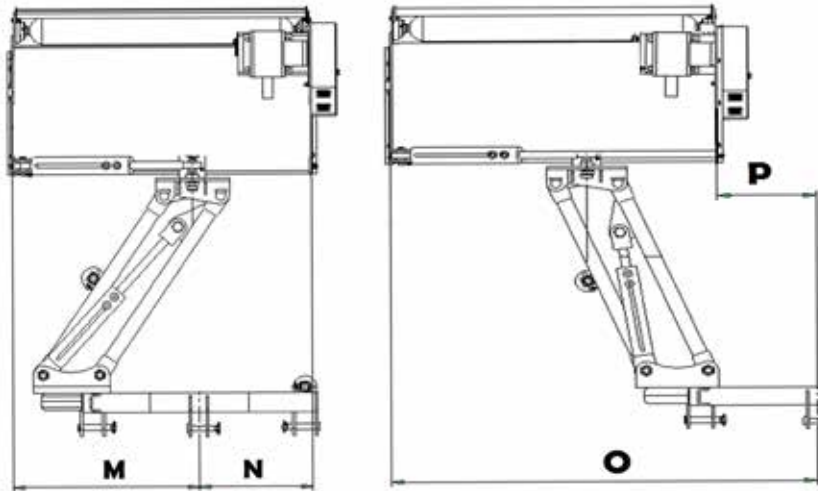
ØA 325 mm	ØB 110 mm	ØC 100 mm	
			
RPM: 2250			L= AGL 125: T-4X1700 L= AGL 145: T-4X1700 L= AGL 165: T-5X1700



HPTO: 45 cm
h1: 35 cm



Mod.	M (cm)	N (cm)	O (cm)	P (cm)
AGL 125	64	62	167	41
AGL 145	84	62	187	41
AGL 165	104	62	207	41




Model	Code	Working Width (cm)	A (cm)	B (cm)	C (cm)	D (cm)	HP / kW	Angle	Kg	Belts	Knives	Hammers
AGL 125	3.60.125	125	72	64	136	205	30-50 / 22-37	-55° e + 90°	250	3	42	21
AGL 145	3.60.145	145	72	84	156	205	30-50 / 22-37	-55° e + 90°	280	3	48	24
AGL 165	3.60.165	165	72	104	176	205	30-50 / 22-37	-55° e + 90°	310	3	54	27

AGL-C

LIGHT SIDE FLAIL MOWER / DITCHING MACHINE












 30-60 HP



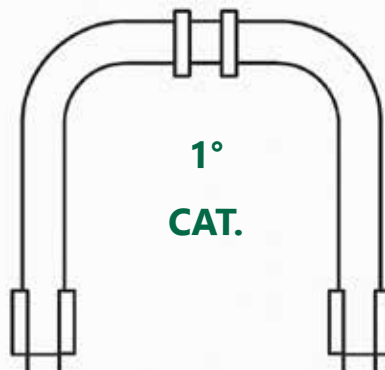
- Cast iron gearbox with integrated freewheel
- Gearbox lubrication: sae 90 oil
- Applicable transmission power: 50 hp
- Height-adjustable rear roller with mud scraper
- Automatic belt tensioner
- Toothed counter-blade
- Side panel thickness: 6 mm
- Adjustable side skids
- Rotor with linear cutting system
- Double piston for mower movement
- Hydraulic side shift with anti-shock system
- Support stand
- Lock valve on the lifting cylinder
- Oil flow regulators


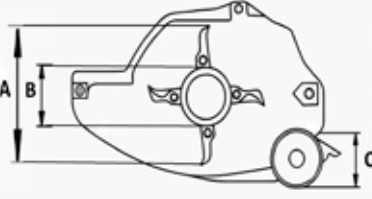



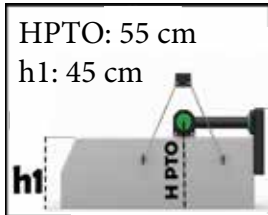
 Ø: 2-3 cm

TOOLS					
					
					
A (mm)	R (mm)		A (mm)	R (mm)	
50	80	150	80	80	400

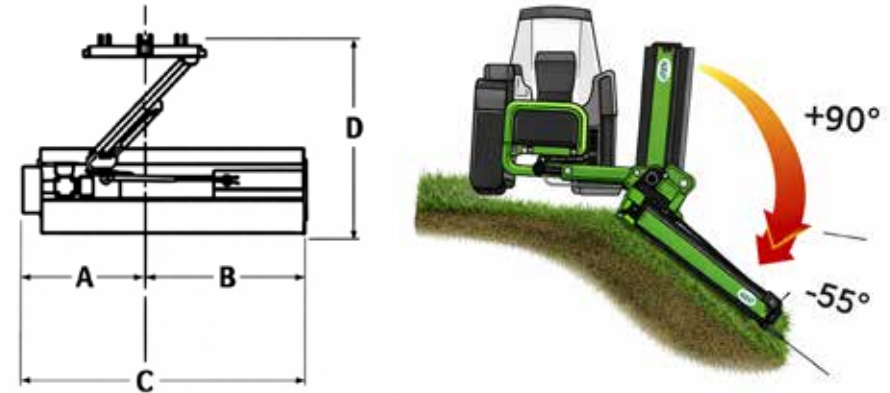
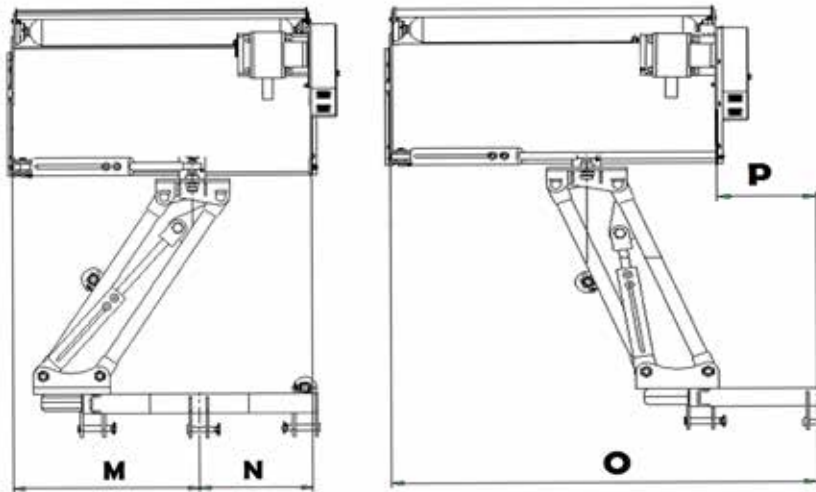
THIRD-POINT HITCH



ØA 325 mm	ØB 110 mm	ØC 100 mm	
			L= AGL-C 145: T-4X1700 L= AGL-C 165: T-4X1700 L= AGL-C 185: T-5X1700
RPM: 2250			 ANTISHOCK



Mod.	M (cm)	N (cm)	O (cm)	P (cm)
AGL 145C	89	65	206	42
AGL 165C	109	65	226	42
AGL 185C	129	65	246	42





Model	Code	Working Width (cm)	A (cm)	B (cm)	C (cm)	D (cm)	HP / kW	Angle	Kg	Belts	Knives	Hammers
AGL 145C	3.60.145C	145	99	75	164	205	30-50 / 22-37	-55° e + 90°	330	3	48	24
AGL 165C	3.60.165C	165	119	75	184	205	30-50 / 22-37	-55° e + 90°	342	3	54	27
AGL 185C	3.60.185C	185	139	75	204	205	40/60 - 30/44	-55° e + 90°	365	3	60	30


AGE







LIGHT SIDE FLAIL MOWER WITH EXTERNAL SKID

 30-50 HP

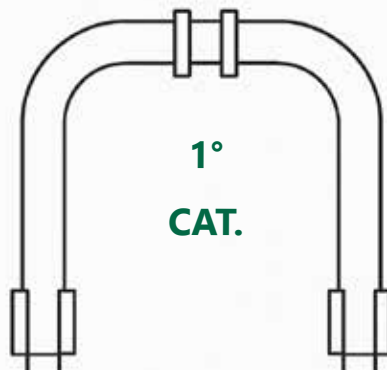


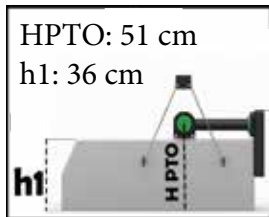
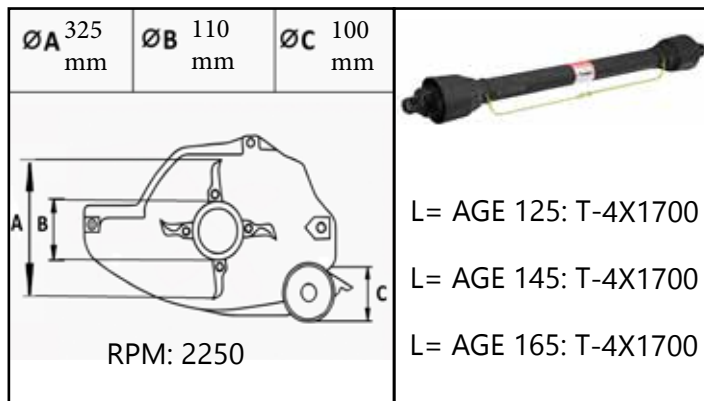
- Cast iron gearbox with integrated freewheel
- External gearbox
- Gearbox lubrication: sae 90 oil
- Applicable transmission power: 50 hp
- Height-adjustable rear roller
- Adjustable belt tensioner
- Toothed counter-blade
- Side panel thickness: 6 mm
- Side skids
- Rotor with linear cutting system
- Double piston for mower movement
- Hydraulic side shift
- Support stand

 Ø: 2-3 cm

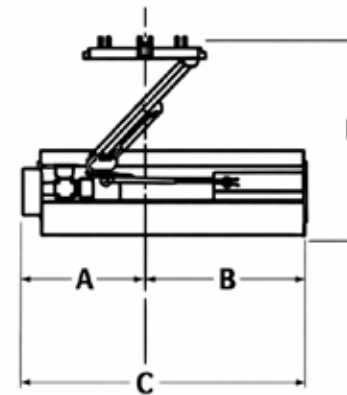
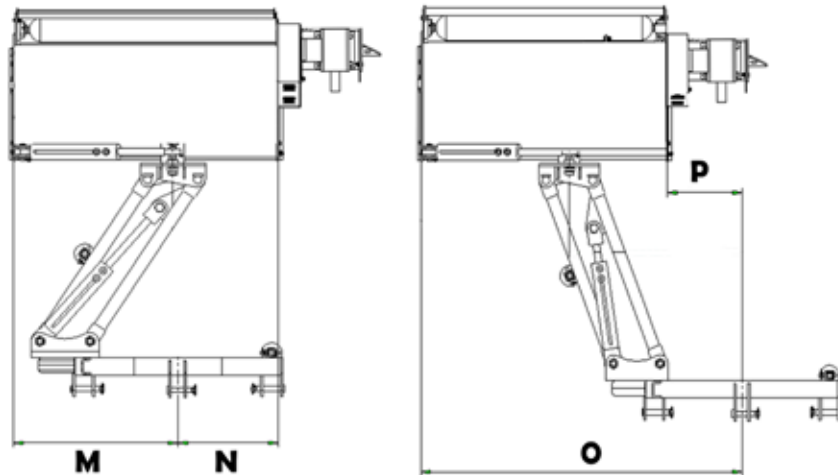
TOOLS					
					
					
A		R			
A (mm)	R (mm)		A (mm)	R (mm)	
50	80	150	80	80	400

THIRD-POINT HITCH





Mod.	M (cm)	N (cm)	O (cm)	P (cm)
AGE 125	64	62	167	41
AGE 145	84	62	187	41
AGE 165	104	62	207	41



Model	Code	Working Width (cm)	A (cm)	B (cm)	C (cm)	D (cm)	HP / kW	Angle	Kg	Belts	Knives	Hammers
AGE 125	3.61.125	125	100	64	164	205	30-50 / 22-37	-55° e + 90°	265	3	42	21
AGE 145	3.61.145	145	100	84	185	205	30-50 / 22-37	-55° e + 90°	295	3	48	24
AGE 165	3.61.165	165	100	104	204	205	30-50 / 22-37	-55° e + 90°	325	3	54	27

AGD

SIDE FLAIL MOWER WITH REAR ROLLER DISCHARGE



50-80 HP



- Cast iron gearbox with integrated freewheel
- Gearbox lubrication: sae 90 oil
- Applicable transmission power: 50 hp
- Height-adjustable rear roller with mud scraper
- Adjustable belt tensioner
- Toothed counter-blade
- Side panel thickness: 8 mm
- Adjustable side skirts
- Rotor with linear cutting system
- Rear discharge behind the roller
- Double piston for mower movement
- Hydraulic side shift with anti-shock system
- Support stand
- Lock valve on the lifting cylinder
- Oil flow regulators
- Front chain guards

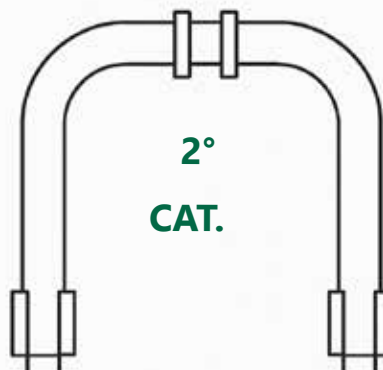


Ø: 3-5 cm

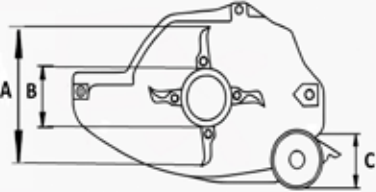




TOOLS

A (mm)	R (mm)	A (mm)	R (mm)
50	110	90	95


THIRD-POINT HITCH



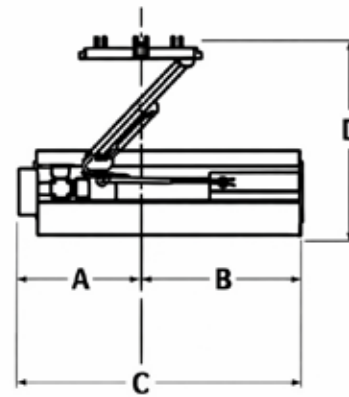
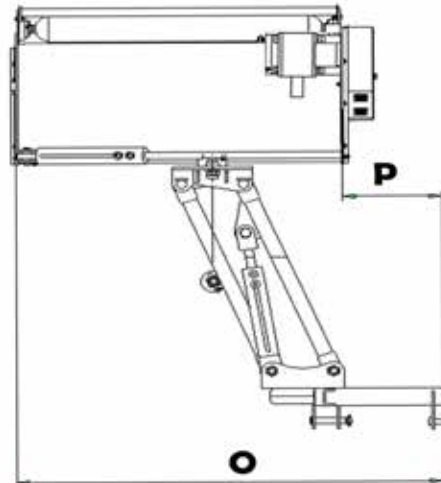
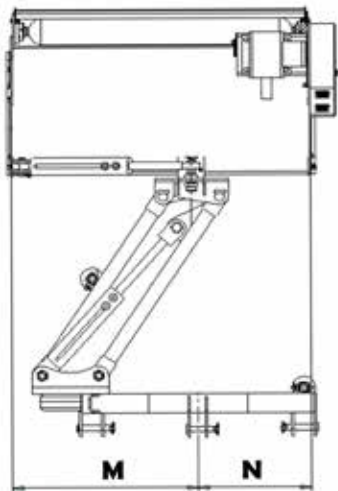
**Rear discharge
behind the roller**

$\varnothing A$ 355 mm $\varnothing B$ 110 mm $\varnothing C$ 100 mm  RPM: 2250	 L= AGD 155: T-5X1700 L= AGD 175: T-5X1700	 	
		ANTISHOCK	FLOATING SYSTEM

HPTO: 47 cm
 h1: 35 cm



Mod.	M (cm)	N (cm)	O (cm)	P (cm)
AGD 155	95	62	194	38
AGD 175	115	62	215	38




Model	Code	Working Width (cm)	A (cm)	B (cm)	C (cm)	D (cm)	HP / kW	Angle	Kg	Belts	Knives	Hammers
AGD 155	3.63.155	155	53	115	168	150	50-80 / 37-60	-55° e + 90°	380	4	48	24
AGD 175	3.63.175	175	74	115	189	150	50-80 / 37-60	-55° e + 90°	410	4	56	28

AGF

HEAVY SIDE FLAIL MOWER / DITCHING MOWER

SIDE FLAIL MOWER

 50-80 HP



- Cast iron gearbox with integrated freewheel
- External gearbox
- Gearbox lubrication: sae 90 oil
- Applicable transmission power: 50 hp
- Height-adjustable rear roller with mud scraper
- Adjustable belt tensioner
- Side panel thickness: 8 mm
- Adjustable side skids
- Rotor with linear cutting system
- Bolted toothed counter-blade (replaceable)
- Combined front protection with chains and rubber
- Double piston for mower movement
- Hydraulic side shift with anti-shock system
- Support stand
- Lock valve on the lifting cylinder
- Three-point hitch floating system



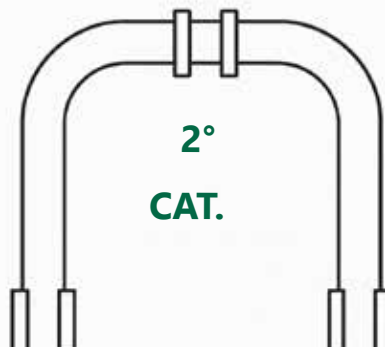
Ø: 4-5 cm

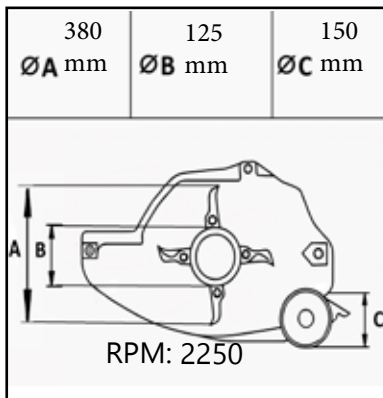
TOOLS



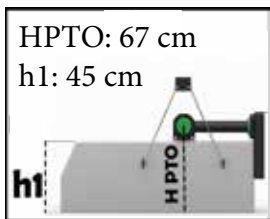
A (mm)	R (mm)	(gr)
140	100	1200

THIRD-POINT HITCH

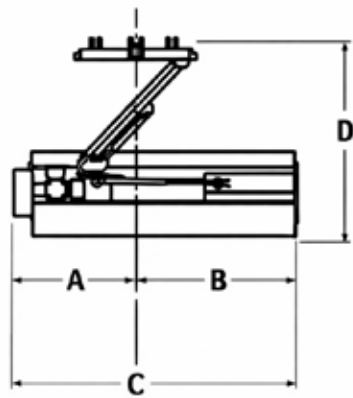
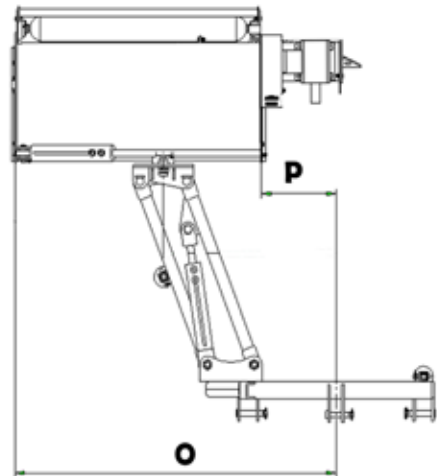
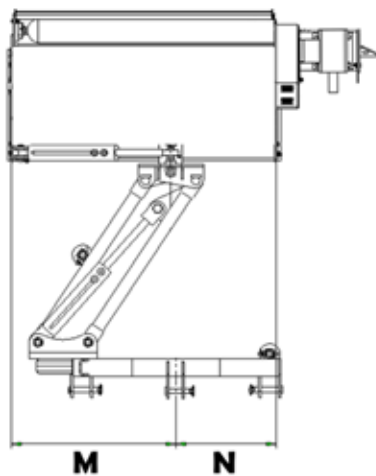




L=AGF 140: T-5x1700
 L= AGF 160: T-5x1700
 L= AGF 180: T-6x1700
 L= AGF 200: T-6x1700
 L= AGF 220: T-6X1700




Mod.	M (cm)	N (cm)	O (cm)	P (cm)
AGF 140	94	47	235	93
AGF 160	114	47	255	93
AGF 180	134	47	275	93
AGF 200	154	47	295	93
AGF 220	164	58	284	62




Model	Code	Working Width (cm)	A (cm)	B (cm)	C (cm)	D (cm)	HP / kW	Angle	Kg	Belts	Hammers
AGF 140	3.37.140	140	86	94	180	158	50-80/37-60	.-55° e + 90°	550	3	12
AGF 160	3.37.160	160	86	114	200	158	50-80/37-60	.-55° e + 90°	590	3	14
AGF 180	3.37.180	180	86	134	220	158	50-80/37-60	.-55° e + 90°	640	3	16
AGF 200	3.37.200	200	86	154	240	158	50-80/37-60	.-55° e + 90°	680	4	18
AGF 220	3.37.220	220	96	164	260	158	50-80/37-60	.-55° e + 90°	710	4	22

AGFN

HEAVY SIDE FLAIL MOWER / DITCHING MACHINE

 **50-80 HP**



- Cast iron gearbox with integrated freewheel
- External gearbox
- Gearbox lubrication: sae 90 oil
- Transmission power: 50 hp (140-180) 80 hp (200-220)
- Height-adjustable rear roller with mud scraper
- Adjustable belt tensioner
- Side panel thickness: 8 mm
- Adjustable side skids
- Rotor with helical cutting system
- Toothed counter-blade
- Openable rear hood for easy maintenance
- Double piston for mower movement
- Hydraulic side shift with anti-shock system
- Support stand
- Lock valve on the lifting cylinder
- Three-point hitch floating system
- Flow regulator




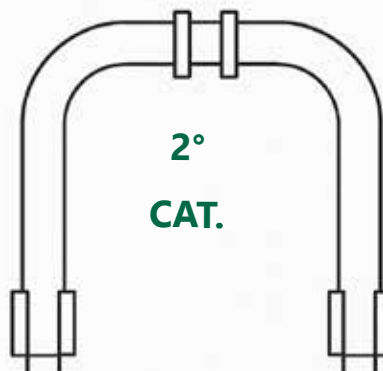
Ø: 4-6 cm

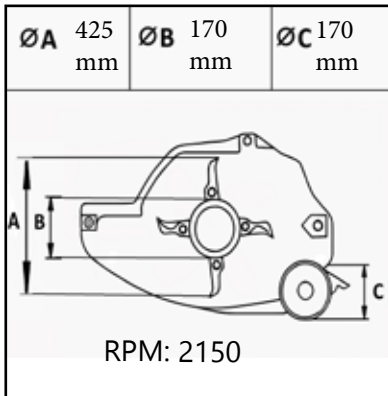
TOOLS




A (mm)	R (mm)	(gr)
140	100	1200

THIRD-POINT HITCH





L=AGFN 140: T-5x1700
 L= AGFN 160: T-5x1700
 L= AGFN 180: T-6x1700
 L= AGFN 200: T-6x1700
 L= AGFN 220: T-6X1700



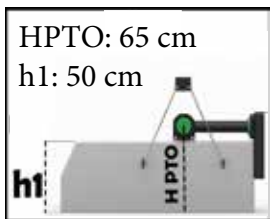
ANTISHOCK



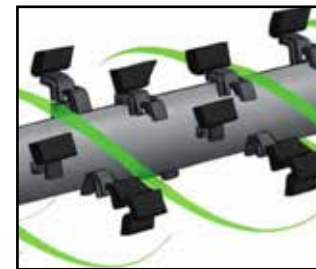
FLOATING SYSTEM



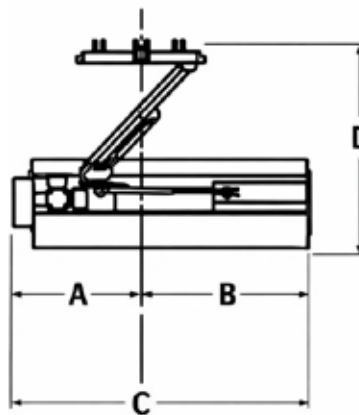
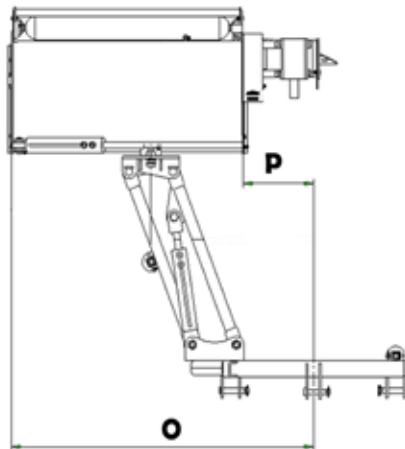
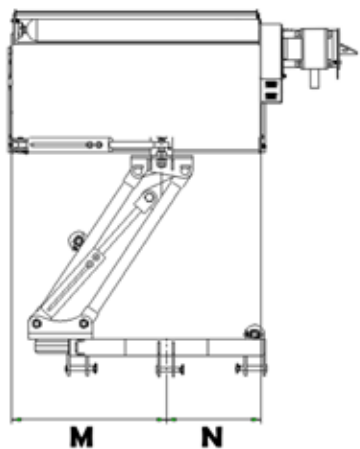
SAFETY RELEASE



Mod.	M (cm)	N (cm)	O (cm)	P (cm)
AGFN 140	92	47	230	94
AGFN 160	102	47	250	94
AGFN 180	132	50	270	94
AGFN 200	149	50	290	91
AGFN 220	169	50	330	91



CYLINDER CUTTING SYSTEM (o HELICAL CUTTING SYSTEM)





Model	Code	Working Width (cm)	A (cm)	B (cm)	C (cm)	D (cm)	HP / kW	Angle	Kg	Belts	Hammers
AGFN 140	3.37.140.3	140	98	92	190	166	50-80 / 37-60	.-55° e + 90°	568	4	12
AGFN 160	3.37.160.3	160	98	118	216	166	50-80 / 37-60	.-55° e + 90°	598	4	14
AGFN 180	3.37.180.3	180	98	132	230	166	50-80 / 37-60	.-55° e + 90°	654	4	16
AGFN 200	3.37.200.3	200	101	149	250	166	50-80 / 37-60	.-55° e + 90°	698	5	18
AGFN 220	3.37.220.3	220	101	169	270	166	50-80 / 37-60	.-55° e + 90°	728	5	22

AM


FLAIL MOWER WITH BOOM






 25-60 HP

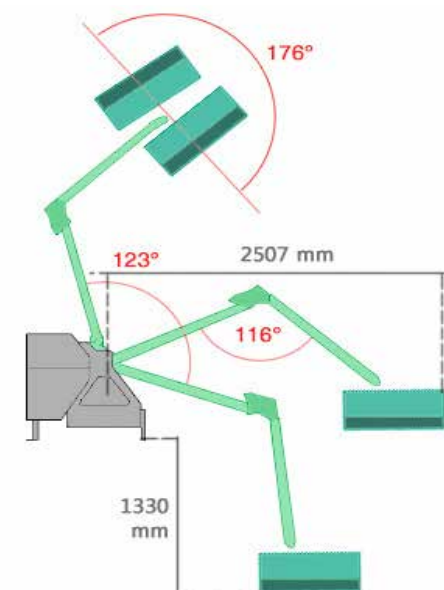
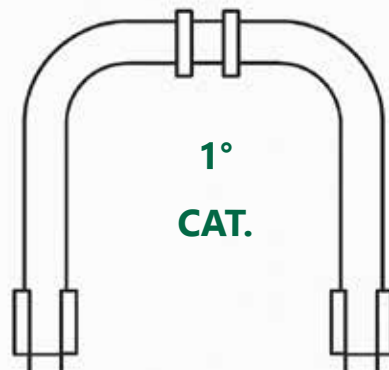




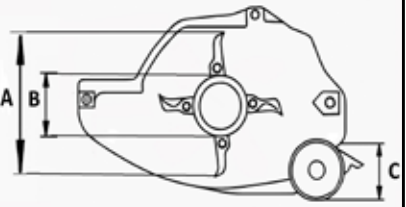


- Independent tank 60
- Cast iron pump 25 \$cm^3
- Motor 11 cc
- Flexible cable controls
- Dual rotation direction
- Floating head 60-80-100 cm
- Direct drive to the rotor
- TensionersHydraulic return filter
- Support standsHead with Y-flails (shackle type)
- Rotor protection casing

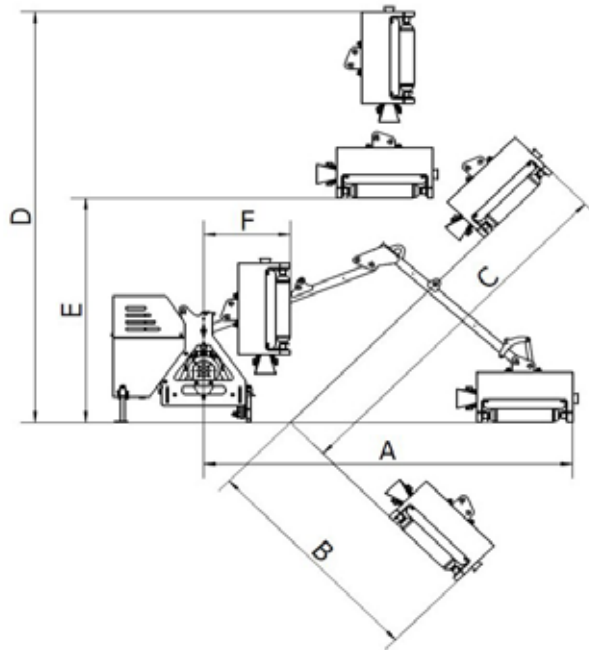
 Ø: 1-2 cm

TOOLS		
		
A	R	
A (mm)	R (mm)	(gr)
50	60	125

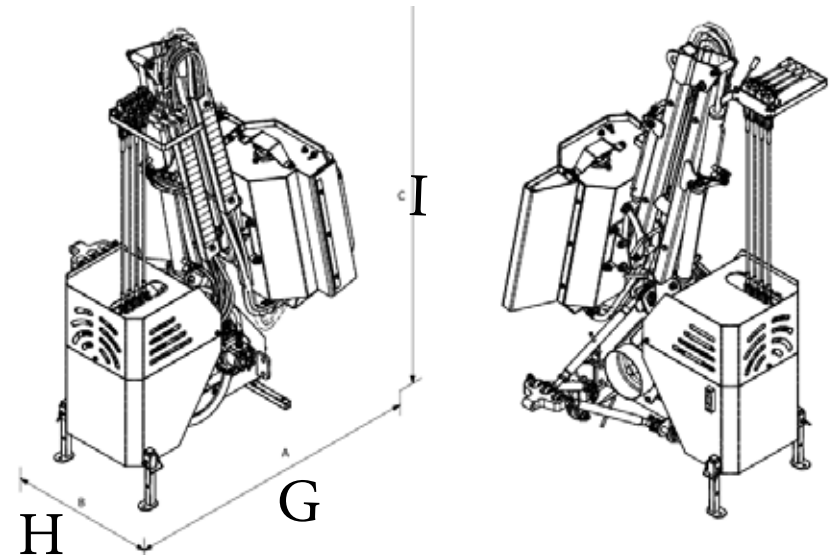
THIRD-POINT HITCH



$\varnothing A$ 265 mm	$\varnothing B$ 78 mm	$\varnothing C$ 100 mm	 L = AM 60: T-4X1000 L = AM 80: T-4X1000 L = AM 100: T-4X1000	60 cm 
 RPM: 2250				80 cm 
				100 cm 



AM	A (cm)	B (cm)	C (cm)	D (cm)	E (cm)	F (cm)
AM60	255,5	163	256,5	298,5	163	60
AM80	275,5	183	276,5	318,5	163	60
AM100	295,5	203	296,5	338,5	163	60



Model	Code	Working Width (cm)	G (cm)	H (cm)	I (cm)	Head (cm)	Lifting Angle	Kg	Oil Capacity	Knives
AM 60	3.90.60	60	125	95	209	60	176°	260	55	24
AM 80	3.90.80	80	125	95	209	80	176°	290	55	32
AM 100	3.90.100	100	125	95	209	100	176°	320	55	40

AM 125


FLAIL MOWER WITH ARM



50-70 HP



- Independent tank 135
- Cast iron pump 41 \$cm^3
- Motor 26 cc
- Flexible cable controls
- Dual rotation direction
- Floating head 105 cm
- TensionersHydraulic return filter
- Support stands
- Head with blades
- Heat exchanger included
- Mechanical suspension on the first arm
- Direct drive to the rotor
- Rotor protection casing

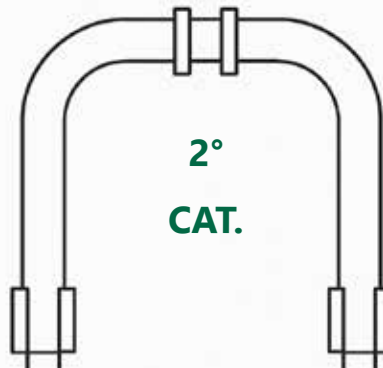


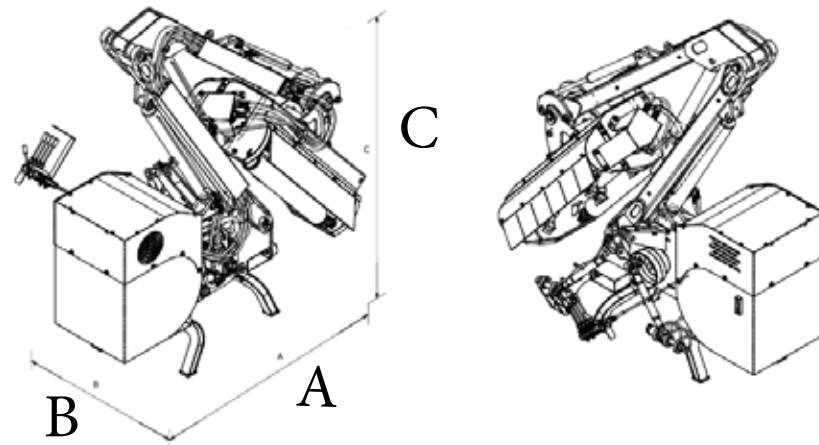
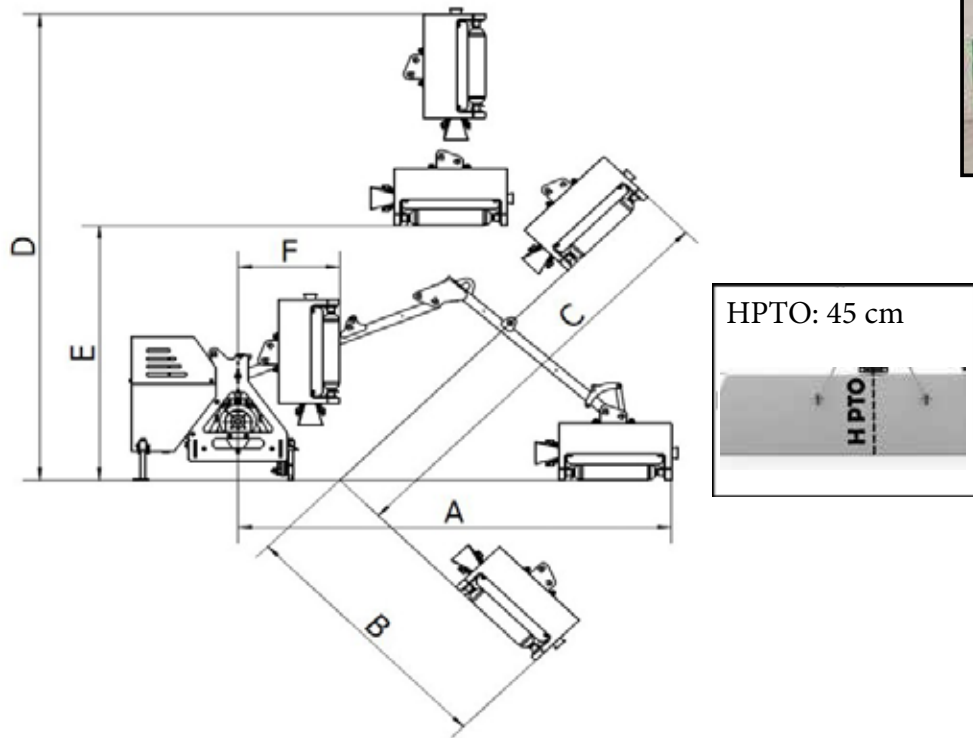
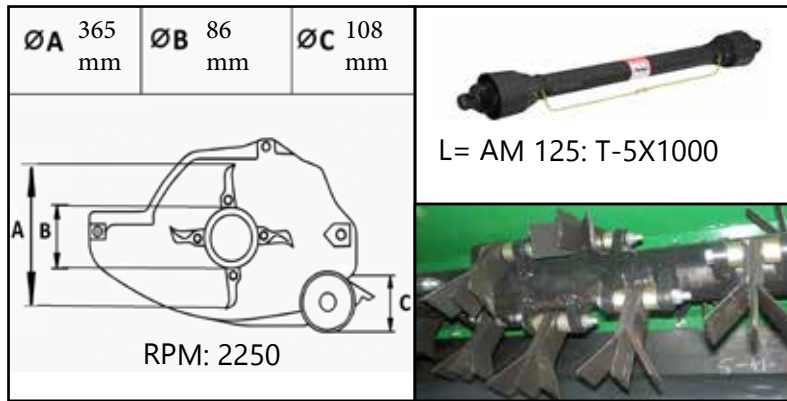
Ø: 1-2 cm

TOOLS

A (mm)	R (mm)	
45	100	275

THIRD-POINT HITCH






Mod.	A (cm)	B (cm)	C (cm)	D (cm)	E (cm)	F (cm)
AM 125	4519	3106	4550	4781	2550	921


Model	Code	Working Width (cm)	G (cm)	H (cm)	I (cm)	Head (cm)	Lifting Angle	Kg	Oil Capacity	Knives	Coltelli
AM 125	3.91.125	105	125	56	249	105	50-70	176°	670	135	32

AMD

HEDGE TRIMMER WITH BOOM

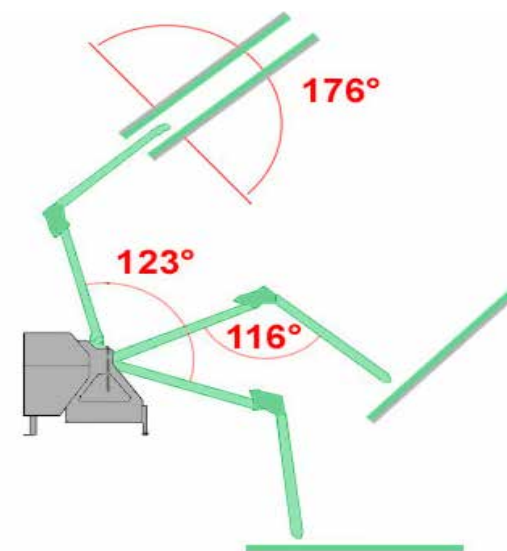
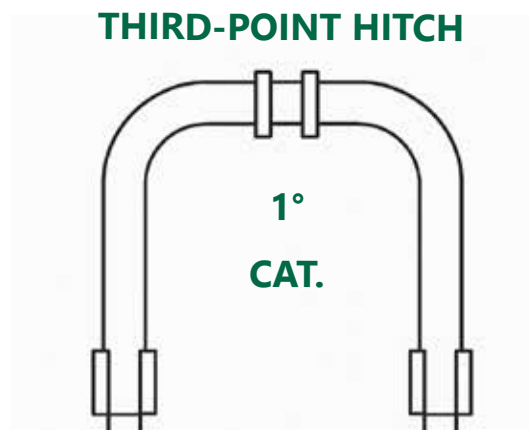



 **25-60 HP**

 **Ø: 2-3 cm**




- Independent tank 60
- Cast iron pump 25 \$cm^3
- Orbital motor 50 cc
- Flexible cable controls
- Dual rotation direction
- Hedge cutter head 120-150-180 cm
- Tensioners
- Hydraulic return filter
- Support stands



120 Cm



150 Cm



180 Cm

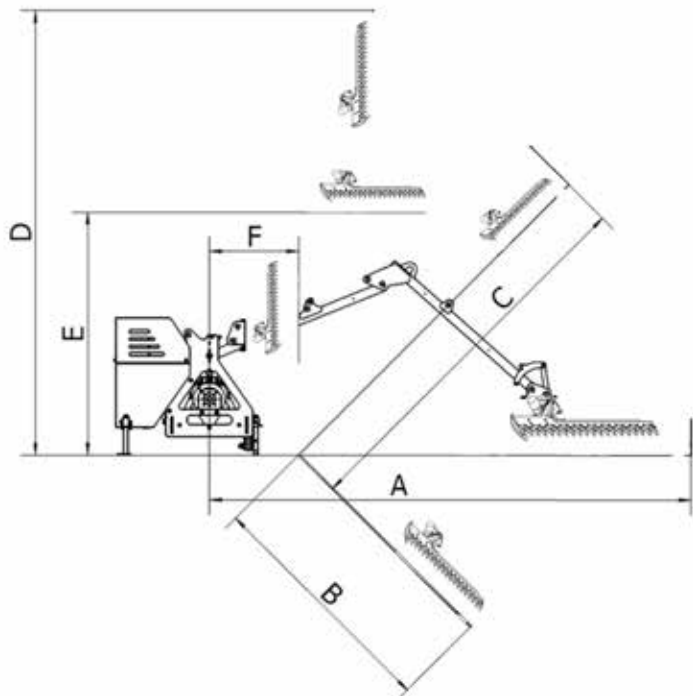
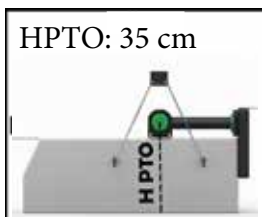


L= AMD 120: T-4X1000

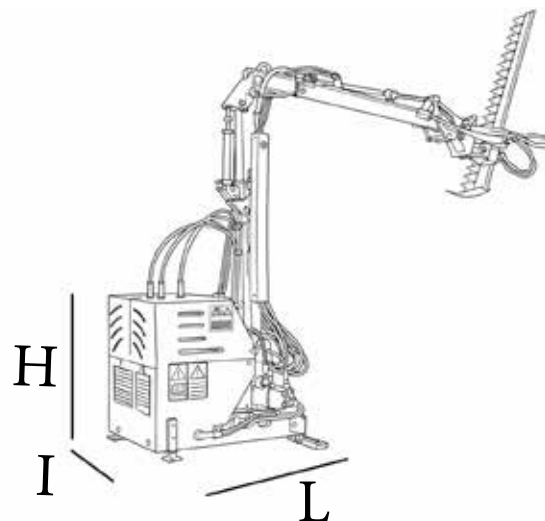
L= AMD 150: T-4X1000

L= AMD 180: T-4X1000

HPTO: 35 cm



AMD	A (cm)	B (cm)	C (cm)	D (cm)	E (cm)	F (cm)
AMD 120	315,5	223	316,5	358,5	163	50
AMD 150	345,5	253	346,5	388,5	163	50
AM 180	375,5	283	376,5	418,5	163	50




Model	Code	Working Width (cm)	G (cm)	H (cm)	I (cm)	Head (cm)	Lifting Angle	Kg	Oil Capacity
AMD 120	3.10.120	120	125	95	209	120	25-60/18-44	217	55
AMD 150	3.10.150	150	125	95	209	150	25-60/18-44	254	55
AMD 180	3.10.180	180	125	95	209	180	25-60/18-44	288	55

BRC

BOOM HEDGE TRIMMER




 **15-50HP**




- Machine positioning: front and rear mount
- Orbital motor 50 cc
- Control valve with levers
- Dual rotation direction
- Hedge cutter head 120-150-180 cm
- Mechanical suspension on the first arm
- Minimum hydraulic flow 25 l/min
- Lock valves on cylinders

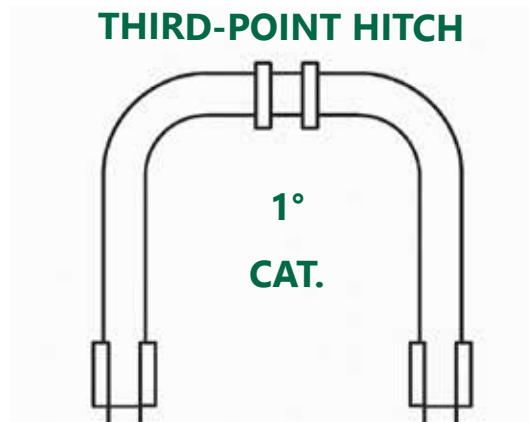


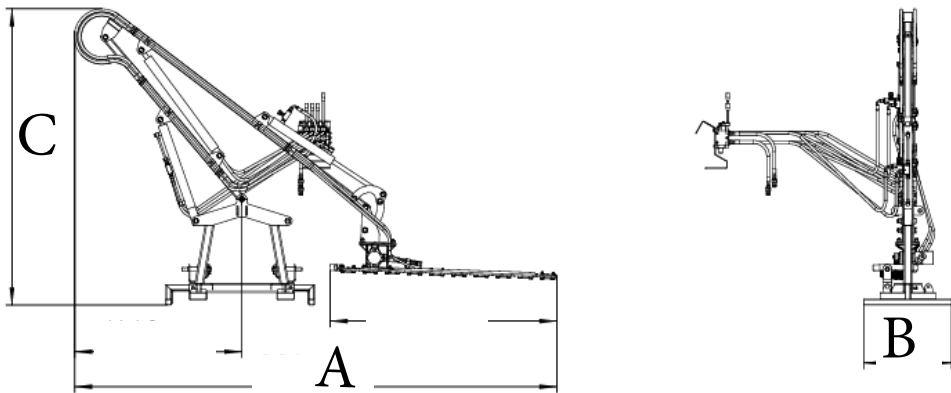
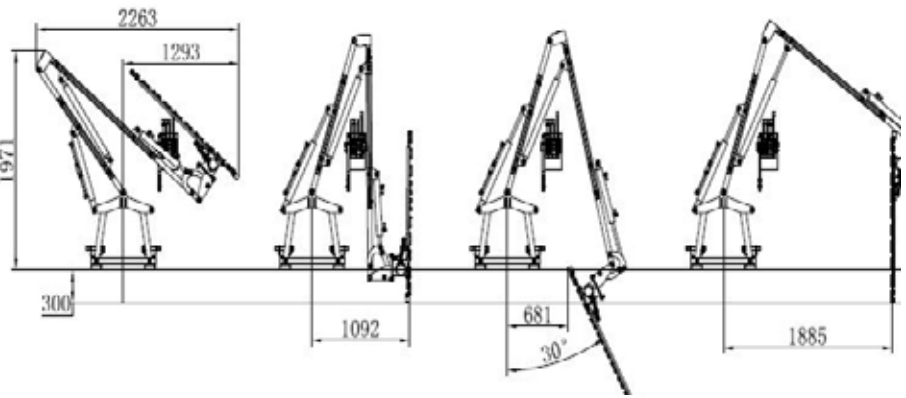
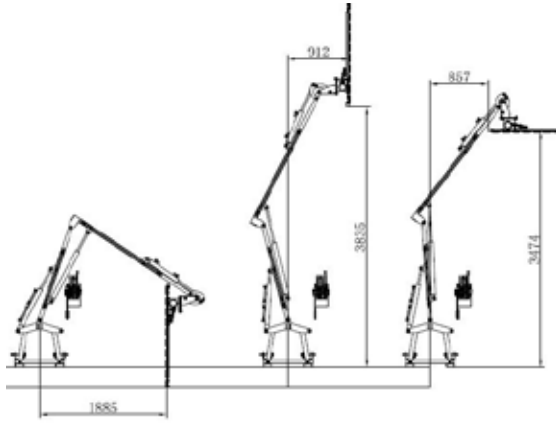
 **Ø: 2-3 cm**

TOOLS



Opzional
Independent hydraulic system kit






Model	Code	Working Width (cm)	A (cm)	B (cm)	C (cm)	Head (cm)	HP / kW	Kg	Flow Rate (L/min)
BRC 120	3.12	120	300	60	203	120	15-40	240	25
BRC 150	3.13	150	330	60	203	150	25-50	250	25
BRC 180	3.14	180	360	60	203	180	25-50	260	25

AM-T

FLAIL MOWER HEAD



- Orbital motor 11 cc
- Dual rotation direction
- Hedge cutter head 60-80-100 cm
- Minimum hydraulic flow 25 l/min
- Motor protection casing
- Self-levelling roller \varnothing 77 mm
- Rotor with Y-flails (shackle type)



\varnothing : 1-2cm




TOOLS

<p>A</p>	<p>R</p>	
<p>A (mm) 50</p>	<p>R (mm) 60</p>	<p>(gr) 125</p>

Model	Code	Working Width (cm)	L/min	Kg	Knives
AM-T 60	3.95.60	60	30	62	24
AM-T 80	3.95.80	80	30	74	32
AM-T100	3.95.100	100	30	88	40


AMD-T HEDGE TRIMMER HEAD



- 50 cc orbital motor
- Dual rotation direction
- Flail head 120-150-180 cm
- Minimum hydraulic flow 25 L/min
- Adjustable shock-absorber spring
- 4-hole mounting plate
- Side skid
- Fixed counter-blade



Ø: 2-3 cm



Model	Code / Item Code	Working Width (cm)	L/min	Kg
AMD-T 120	3.95.120	120	21	40
AMD-T 150	3.95.150	150	21	45
AMD-T 180	3.95.180	180	23	50


TOOLS





BJ LOADER-MOUNTED HEDGE TRIMMER


GEO[®]
Macchine Agricole

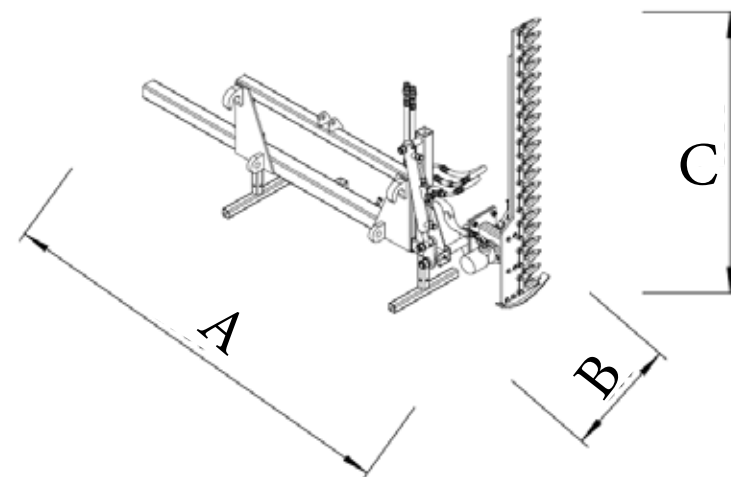
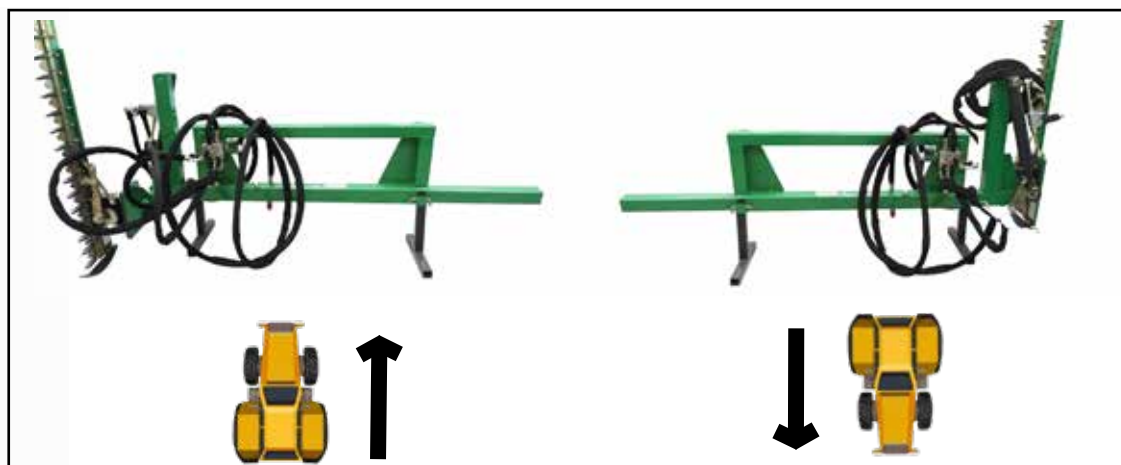
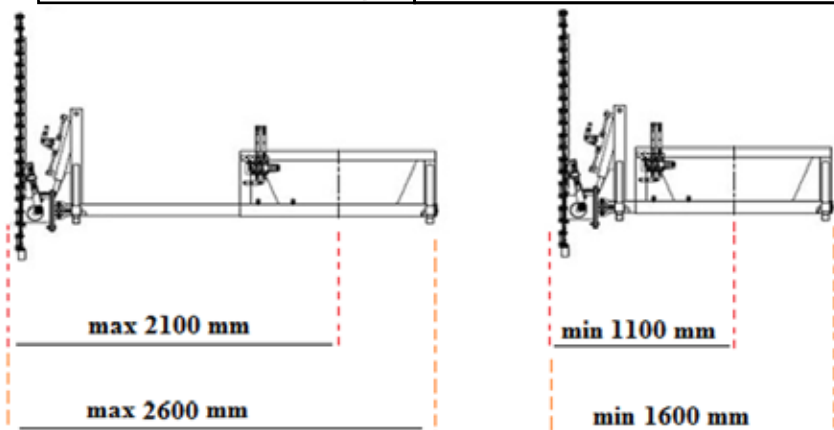


 Ø: 2-3 cm



- Orbital motor 50 cc
- Dual rotation direction
- Hedge cutter head 120-150-180 cm
- Minimum hydraulic flow 25 l/min
- Support stands
- Flow regulators
- 12 V solenoid valve for hydraulic selector
- Mechanical side shift
- Universal Euro I hitch / Optional 3-point hitch
- Forklift tine attachment






Model	Code	Bar Length (cm)	Tilt / Inclination	A (cm)	B (cm)	C (cm)	Kg	L/min
BJ 120	19.13.120	120	-50° +90°	208	61	126	152	30
BJ 150	19.13.150	150	-50° +90°	208	61	156	162	30
BJ 180	19.13.180	180	-50° +90°	208	61	186	172	30

KM100

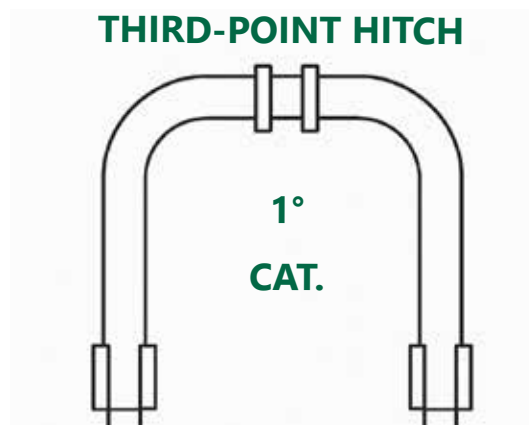
GALVANIZED MOWER DECK

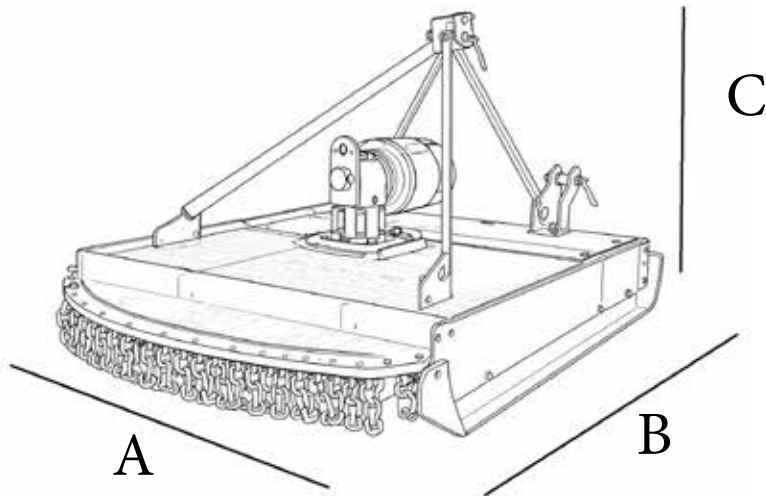
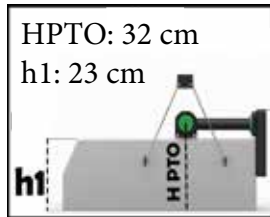
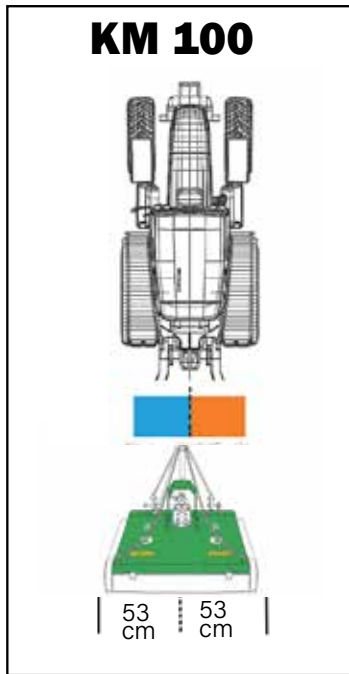


 20-40 HP



- Heavy-duty cast iron gearbox
- Vertical axis mower
- Galvanized structure
- Front and rear chain guards
- Side skids
- Pair of swinging blades
- Floating three-point hitch
- Recommended oil: SAE90







Model	Code	Working Width (cm)	A (cm)	B (cm)	C (cm)	HP / kW	Kg	Blades
KM100	6.11.100	100	106	104	132	20-40 / 14-29	122	2

TM

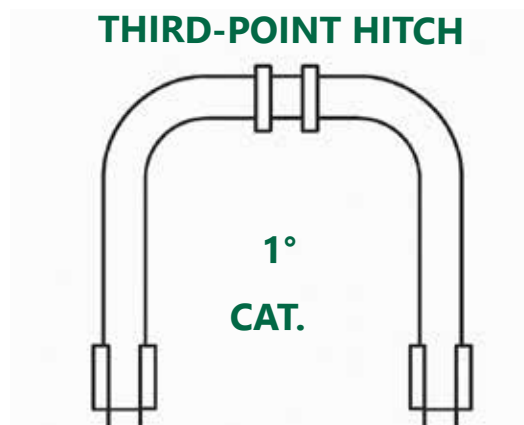

VERTICAL SHAFT MOWER

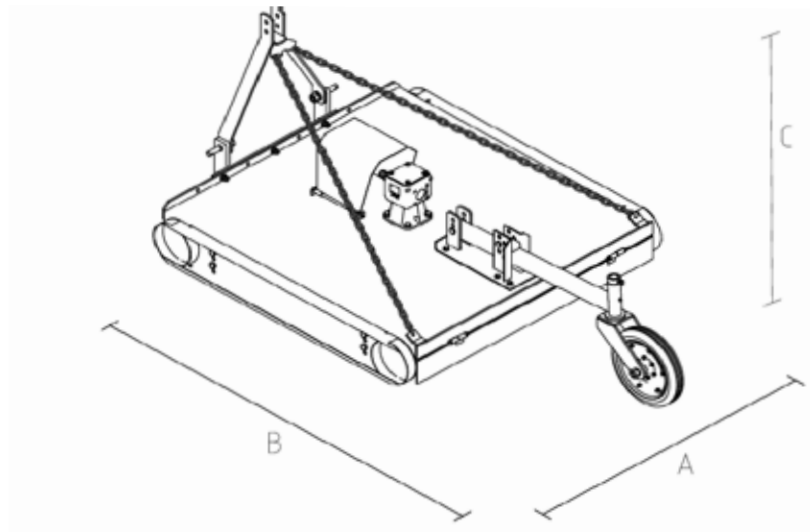
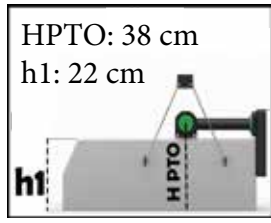
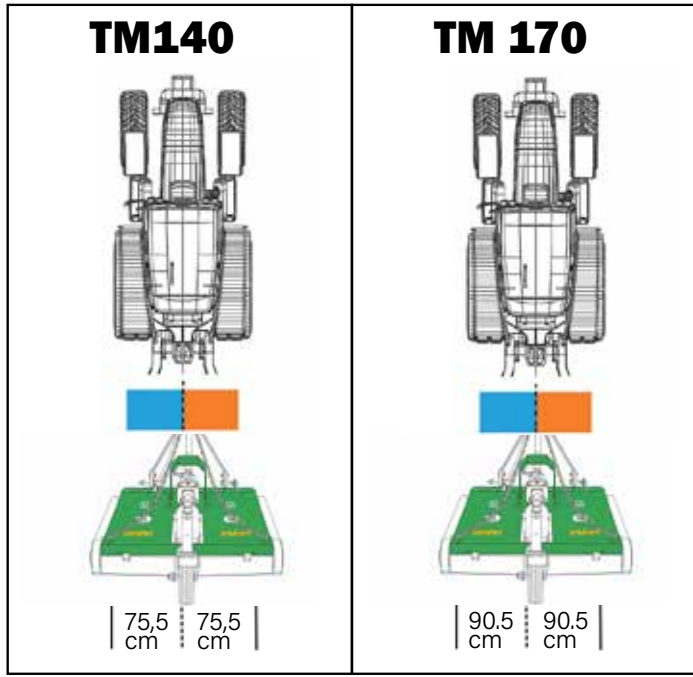


 30-50 HP



- Heavy-duty cast iron gearbox
- Vertical axis mower
- Rear chain guards
- Adjustable side skids
- Pair of swinging blades
- Pivoting three-point hitch
- Recommended oil: sae 90
- Pivoting rear support wheel






Model	Code / Item Code	Working Width (cm)	A (cm)	B (cm)	C (cm)	HP / kW	Kg	Blades	Lame
TM 140	7.12.140	140	151	246	95	30-50 / 22-37	2	240	2
TM 170	7.12.170	170	181	276	95	30-50 / 22-37	2	260	2

DM SILVER

GALVANIZED MOWER DECK WITH PIVOTING WHEELS



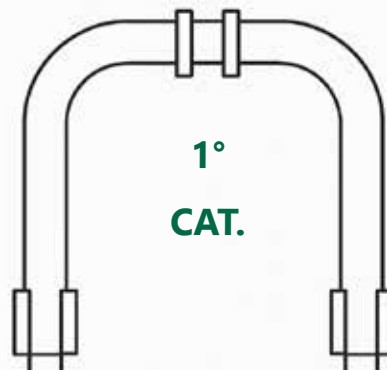
14-50 HP



- Reinforced galvanized frame
- Heavy-duty cast iron gearbox
- Height-adjustable pivoting wheels
- 2 high-resistance toothed belts
- Cutting height: 2.5-10 cm
- Cutting height adjustable via wheel bushings
- 4 mm reinforced frame
- Pressed wheel fork
- Rear chains
- Centralized greasing point
- Recommended oil: sae 90
- Floating three-point hitch

TOOLS	
	
STANDARD BLADE	
KIT MULCHING OPTIONAL	

THIRD-POINT HITCH



H: 2,5-10 cm



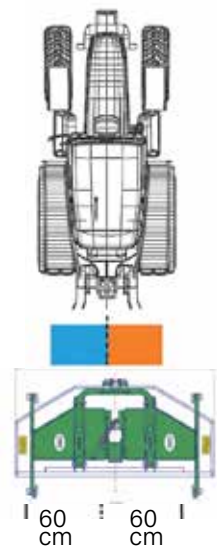
L= DM 120 SILVER: T-4X1000

L= DM 150 SILVER: T-4X1000

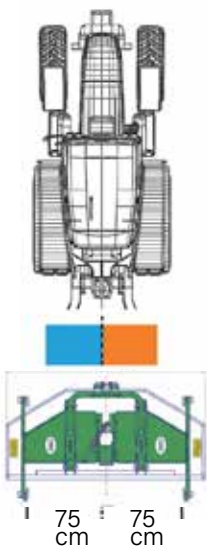
L= DM 180 SILVER: T-4X1000



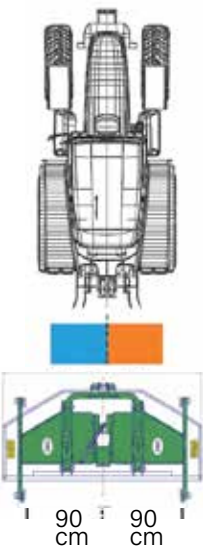
DM 120



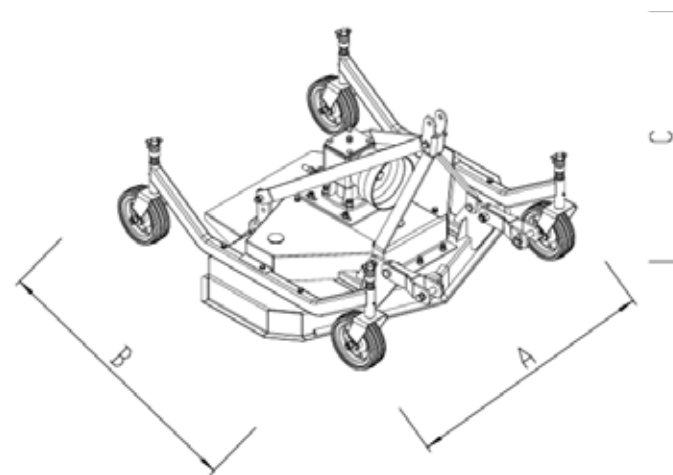

DM 150



DM 180



HPTO: 45 cm
h1: 47 cm





Model	Code	Working Width (cm)	A (cm)	B (cm)	C (cm)	HP / kW	Kg	Rotor Diameter	Blades
DM 120 Silver	16.17.120	120	126	140	84	14-40/10-30	195	8x21/ 3x8	3
DM 150 Silver	16.18.150	150	156	150	84	14-40/10-30	220	8x21/ 3x8	3
DM 180 Silver	16.19.180	180	186	150	84	14-15/10-37	250	8x21/ 3x8	3

DM 210N

GALVANIZED MOWER DECK WITH SWIVEL WHEELS

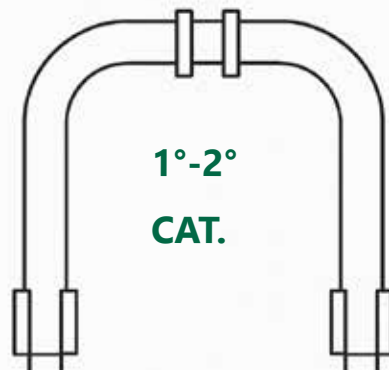
 **40-70 HP**

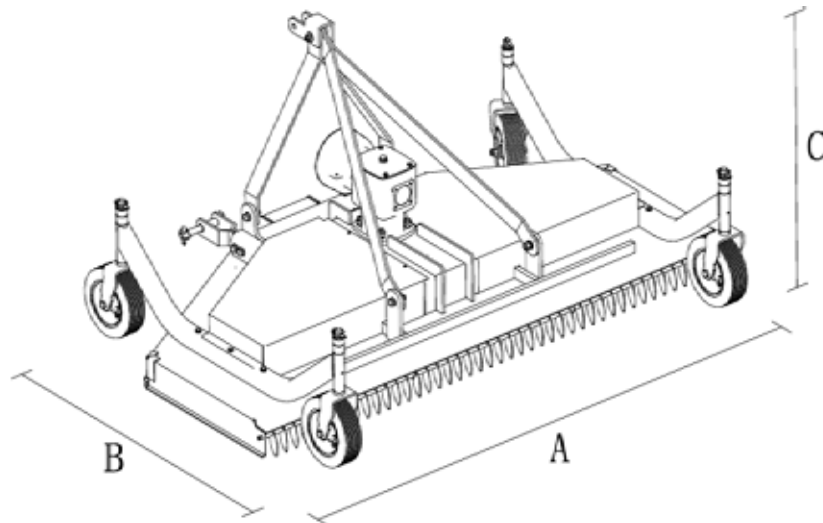
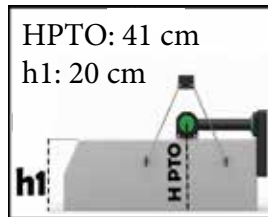
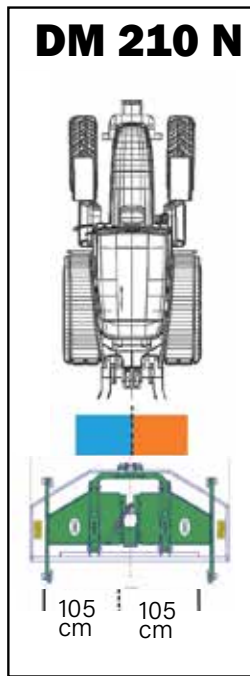


- Reinforced galvanized frame
- Heavy-duty cast iron gearbox
- Height-adjustable pivoting wheels with springs
- 2 high-resistance toothed belts
- Cutting height: 10-24-30-40-70 mm
- Cutting height adjustable via wheel bushings
- 4 mm reinforced frame
- Pressed wheel fork
- Rear guards
- Centralized greasing point
- Recommended oil: sae 90
- Floating three-point hitch
- Front anti-scalp roller



THIRD-POINT HITCH







Model	Code	Working Width (cm)	A (cm)	B (cm)	C (cm)	HP / kW	Kg	Blades
DM 210N	6.14.210.1	210	219	157	93	40-70/29-52	352	5

DM3 210

MOWER DECK WITH HYDRAULIC SIDE SHIFT

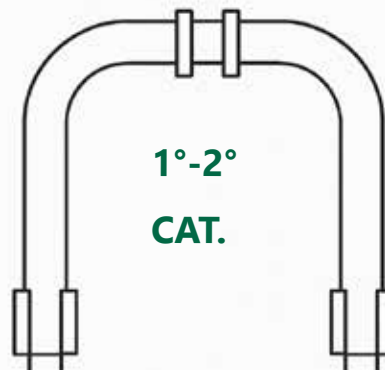
 40-70 HP

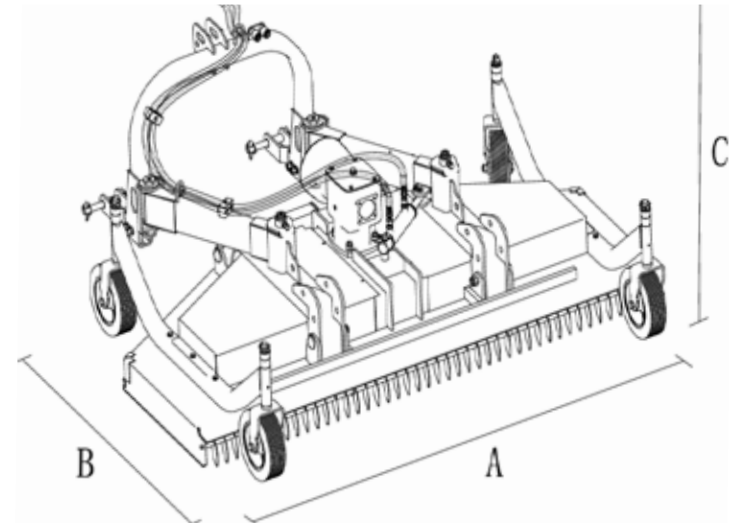
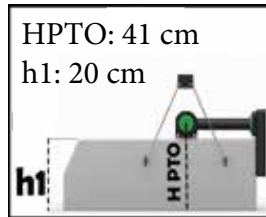
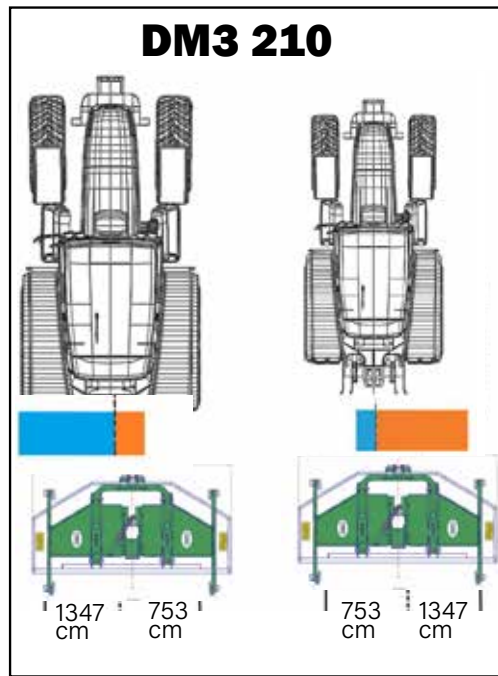


- Reinforced galvanized frame
- Heavy-duty cast iron gearbox
- Height-adjustable pivoting wheels with springs
- 2 high-resistance toothed belts
- Cutting height: 10-24-30-40-70 mm
- Cutting height adjustable via wheel bushings
- 4 mm reinforced frame
- Pressed wheel fork
- Rear guards
- Rear discharge
- Hydraulic side shift cylinder
- 60 cm hydraulic side shift
- Centralized greasing point
- Recommended oil: sae 90
- Front anti-scalp roller



THIRD-POINT HITCH






Model	Code	Working Width (cm)	A (cm)	B (cm)	C (cm)	HP / kW	Kg	Blades
DM3 210	6.12.210	210	219	175	90	40-70/29-52	440	5

DISK 650

HYDRAULIC DISC WITH 3-POINT HITCH FRAME

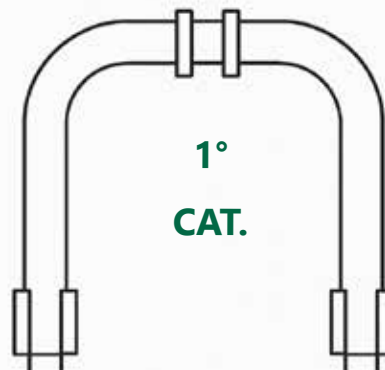
 35-85 HP

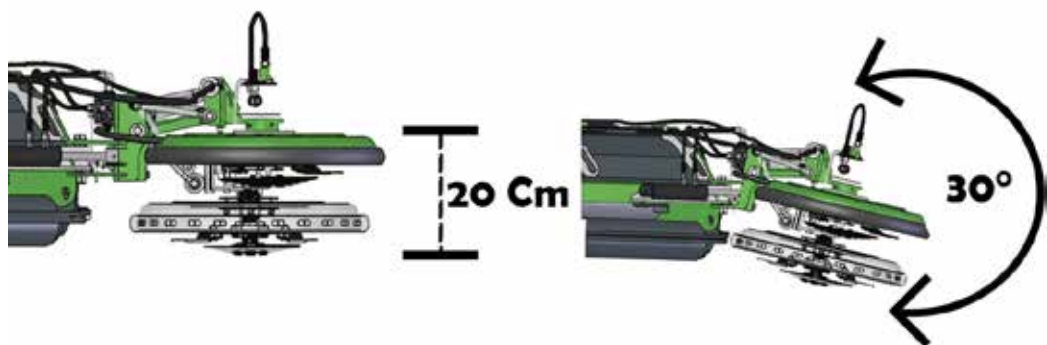


- GR2 14 cc hydraulic motor
- Anti-shock spring with manual adjustment
- Tilt adjustment spring
- 650 mm disc
- Minimum hydraulic flow 25 l/min
- Iron wheels
- Support stand
- Hydraulic side shift
- Dual pivoting blades
- Height adjustment with floating system (20 cm)

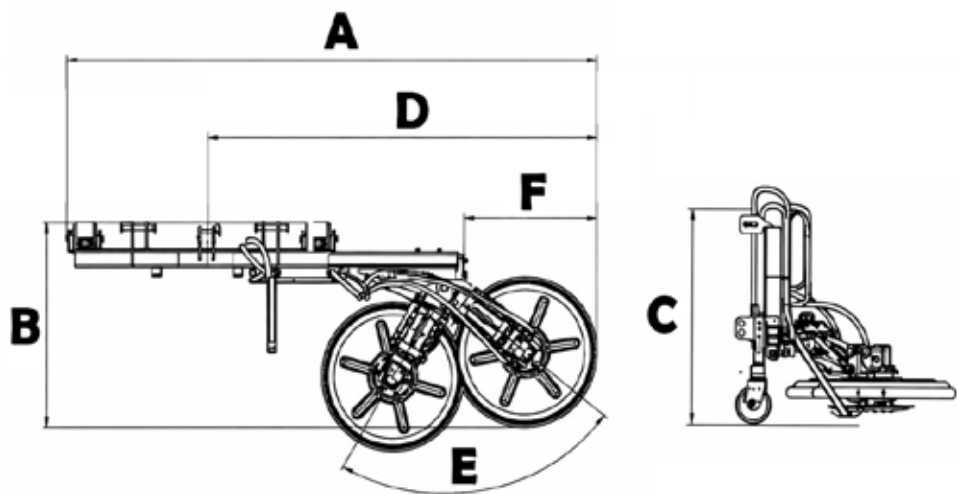


THIRD-POINT HITCH





Characteristic	Metric unit
Cutting width	650.0 mm
Weight	46 kg
Blade rotation speed	2300 rpm @ 30 l/min
Optimal oil flow	30 l/min max




Model	Code	Disc Diameter Ø	A (cm)	B (cm)	C (cm)	D (cm)	E (°)	F (cm)	Blades
DISK 650	21.650	65 cm	214	95	94	150-193	83°	66	2

GB

MOWER DECK WITH DISC

 25-60 HP



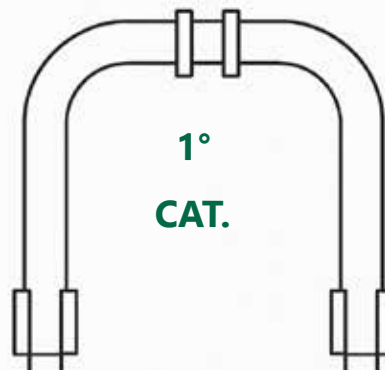
- Heavy-duty cast iron gearbox
- Height-adjustable pivoting wheels
- 3 high-resistance toothed belts
- Cutting height: 10-24-30-40-70 mm
- Cutting height adjustable via wheel bushings
- 4 mm reinforced frame
- Front chain guards
- Rear discharge
- Inter-row disc diameter: 650 mm
- Adjustable mechanical spring
- Recommended oil: sae 90
- Adjustable rear roller
- Openable hatches for greasing
- Floating arms



TOOLS



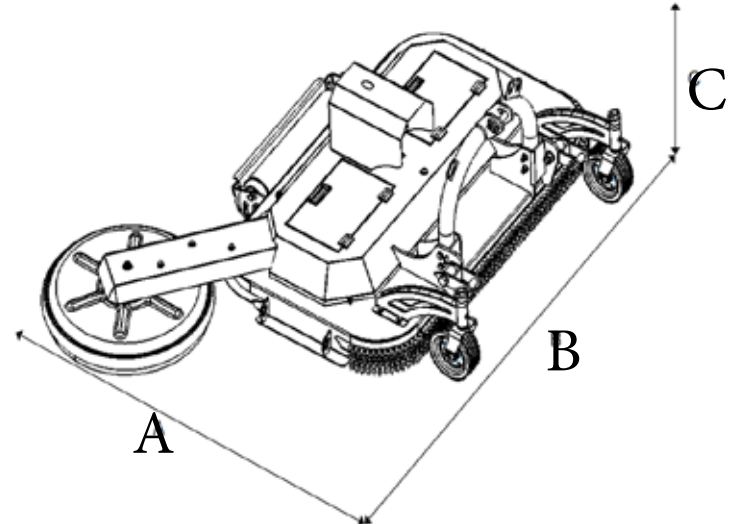
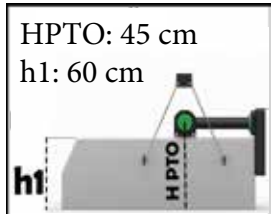
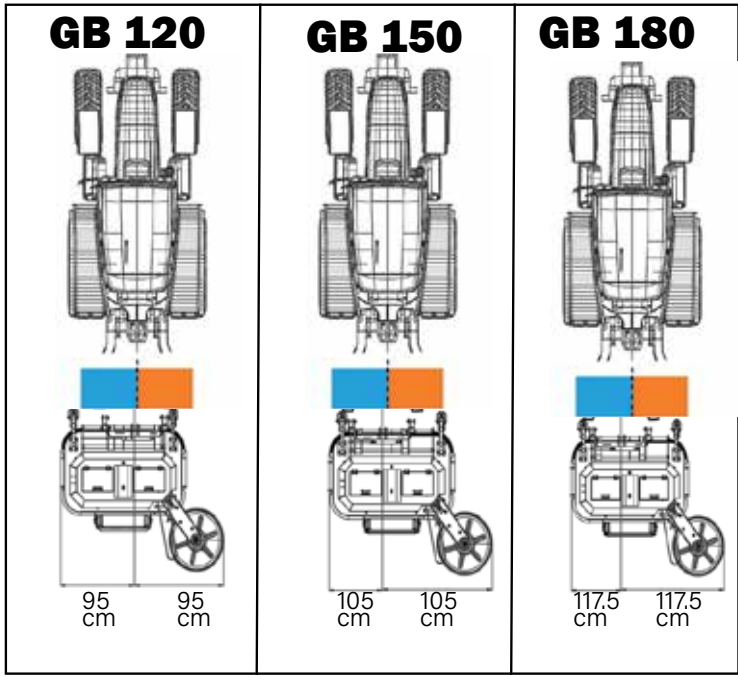
THIRD-POINT HITCH



H: 1-7 cm




L= GB 120: T-4X1000
 L= GB 150: T-4X1000
 L= GB 180: T-4X1000




Model	Code	Working Width (cm)	A (cm)	B (cm)	C (cm)	Ø (mm)	HP / kW	Kg	Blades
GB 120	21.120	115	183	190	74	65	25-50 / 18-37	210	6+2
GB 150	21.150	145	184	210	74	65	25-50 / 18-37	240	6+2
GB 180	21.180	175	185	235	74	65	30-60 / 22-45	270	6+2

GBH

MOWER DECK WITH DISC AND HYDRAULIC SIDE SHIFT

GEO[®]
Macchine Agricole

 25-60 HP



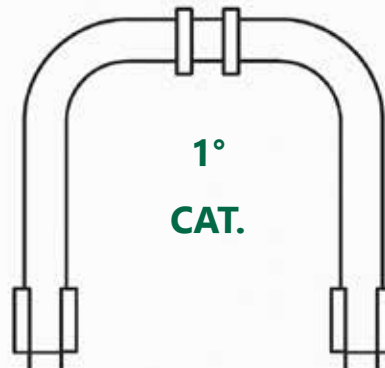
- Heavy-duty cast iron gearbox
- Height-adjustable pivoting wheels
- 3 high-resistance toothed belts
- Cutting height: 10-24-30-40-70 mm
- Cutting height adjustable via wheel bushings
- 4 mm reinforced frame
- Front chain guards
- Rear discharge
- 30 cm hydraulic side shift cylinder
- Inter-row disc diameter: 650 mm
- Adjustable mechanical spring
- Recommended oil: sae 90
- Adjustable rear roller
- Openable hatches for greasing
- Floating arms



TOOLS



THIRD-POINT HITCH



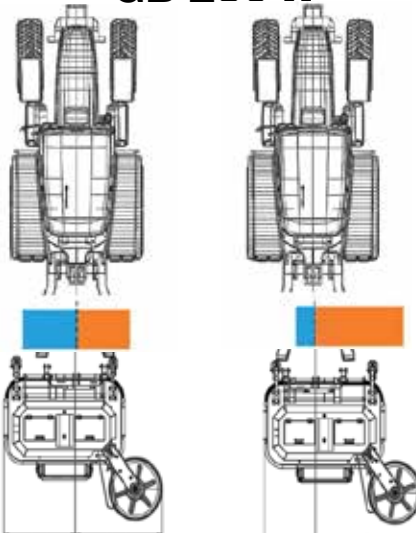
H: 1-7 cm




L= GBH 150: T-4X1000
L= GBH 180: T-4X1000

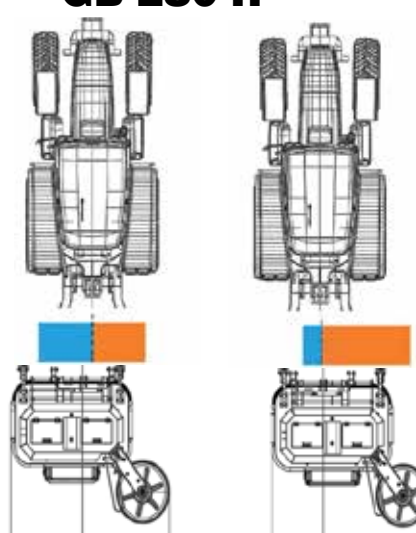


GB 150 H

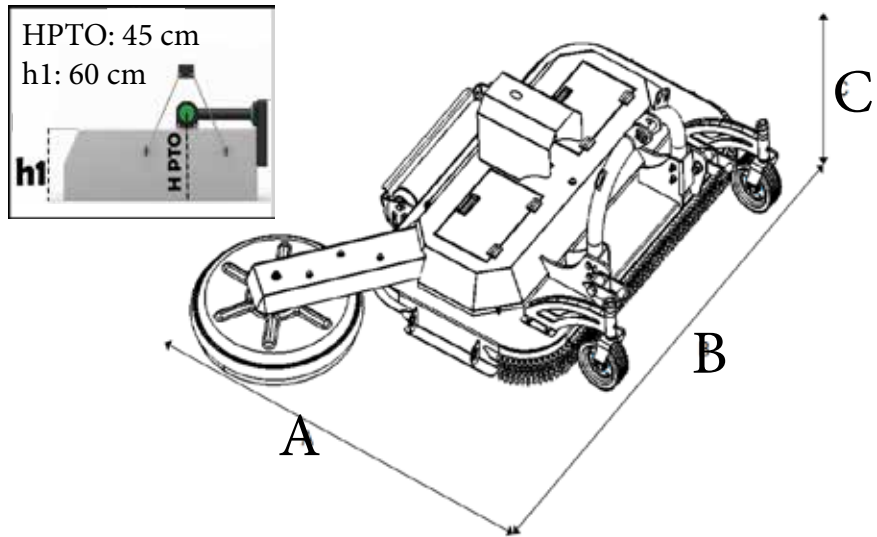


90 cm 114 cm 60 cm 144 cm

GB 180 H




105 cm 128 cm 75 cm 158 cm



Model	Code	Working Width (cm)	A (cm)	B (cm)	C (cm)	Ø (mm)	HP / kW	Kg	Blades
GB 150 H	21.150H	145	182	209	74	65	25-50 / 18-37	266	6+2
GB 180 H	21.180H	175	180	237	74	65	30-60 / 22-45	286	6+2


GB 120 DD

FIXED MOWER DECK WITH DOUBLE SPRING-DISC

 **30-80 HP**



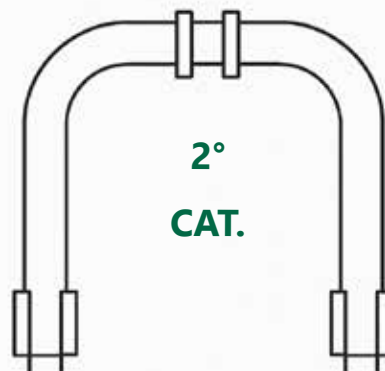
- Heavy-duty cast iron gearbox
- Height-adjustable pivoting wheels
- 4 high-resistance toothed belts
- Cutting height: 10-24-30-40-70 mm
- Cutting height adjustable via wheel bushings
- 4 mm reinforced frame
- Front chain guards
- Rear discharge
- Hydraulic side shift cylinder
- Dual inter-row discs, diameter 650 mm
- Inter-row disc with adjustable mechanical spring
- Recommended oil: sae 90



TOOLS




THIRD-POINT HITCH



GB 150/180 DD

MOWER DECK WITH DOUBLE DISC AND HYDRAULIC SENSOR



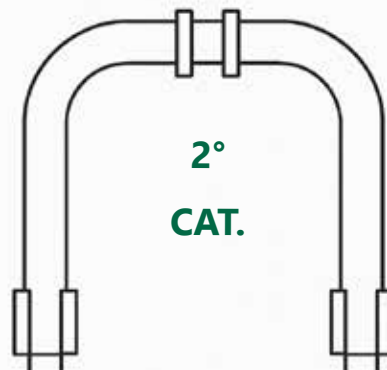
 30-80 HP



- Heavy-duty cast iron gearbox
- Height-adjustable pivoting wheels
- 4 high-resistance toothed belts
- Cutting height: 10-24-30-40-70 mm
- Cutting height adjustable via wheel bushings
- 4 mm reinforced frame
- Front chain guards
- Rear discharge
- 35 cm hydraulic side shift cylinder
- Dual inter-row discs, diameter 650 mm
- Inter-row disc with hydraulic feeler
- 4 hydraulic outlets required
- Recommended oil: sae 90



THIRD-POINT HITCH



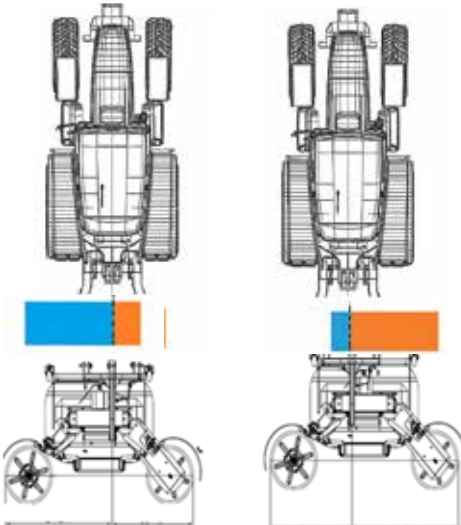
H: 1-7 cm




L= GB 120 DD: T-4X1000
 L= GB 150 DD: T-4X1000
 L= GB 180 DD: T-4X1000

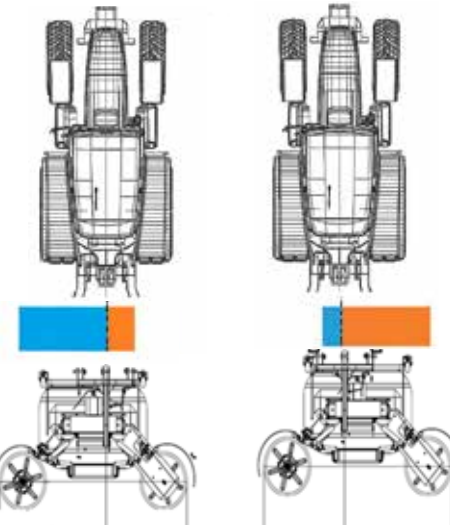


GB 150 DD



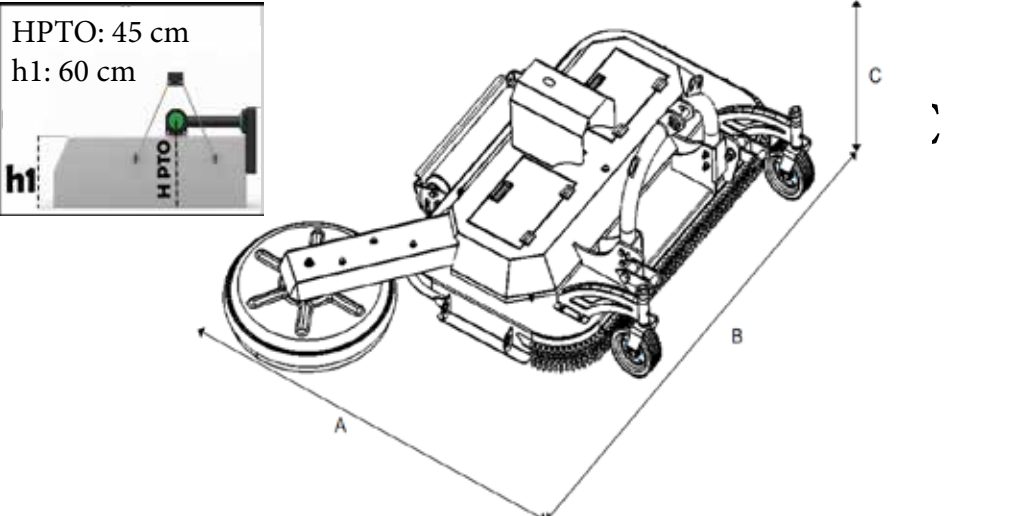
148 cm 114 cm 113 cm 149 cm

GB 180 DD



164 cm 129 cm 129 cm 164 cm

HPTO: 45 cm
 h1: 60 cm



Model	Code	Working Width (cm)	A (cm)	B (cm)	C (cm)	2 × Ø (mm)	HP / kW	Kg	Blades
GB 150 DD	21.150HDD	150	159	263	26	65	30-80 / 22-59	433	6+2+2
GB 180 DD	21.180HDD	180	181	293	29	65	30-80 / 22-59	460	6+2+2



EMAIL

info@geo-agric.com

WEBSITE

www.geo-agric.com

PHONE

Tel. +39 0141877368